

# A Global Climate Plan

**Adrien Fabre** (CNRS, CIRED)

*June 2023*

# Introduction

## **A global solution for a global problem**

Climate change is a global problem.

## **A global solution for a global problem**

Climate change is a global problem.

Lower-income countries lack resources to tackle it.



## **A global solution for a global problem**

Climate change is a global problem.

Lower-income countries lack resources to tackle it.

Absent global coordination, countries lack incentives to decarbonize.

## **A global solution for a global problem**

Climate change is a global problem.

Lower-income countries lack resources to tackle it.

Absent global coordination, countries lack incentives to decarbonize.

Many ponder over the current lack of fairness.

## A global solution for a global problem

Climate change is a global problem.

Lower-income countries lack resources to tackle it.

Absent global coordination, countries lack incentives to decarbonize.

Many ponder over the current lack of fairness.

A fair [Global Climate Plan](#) can address these key issues.

## A global solution for a global problem

Climate change is a global problem.

Lower-income countries lack resources to tackle it.

Absent global coordination, countries lack incentives to decarbonize.

Many ponder over the current lack of fairness.

A fair [Global Climate Plan](#) can address these key issues.

We test it among the population in 20 countries

## A global solution for a global problem

Climate change is a global problem.

Lower-income countries lack resources to tackle it.

Absent global coordination, countries lack incentives to decarbonize.

Many ponder over the current lack of fairness.

A fair [Global Climate Plan](#) can address these key issues.

We test it among the population in 20 countries

## A global solution for a global problem

Climate change is a global problem.

Lower-income countries lack resources to tackle it.

Absent global coordination, countries lack incentives to decarbonize.

Many ponder over the current lack of fairness.

A fair **Global Climate Plan** can address these key issues.

We test it among the population in 20 countries  $\Rightarrow$  it **is widely supported**.

## Meeting the 2°C target

How can we guarantee an emissions trajectory in line with the carbon budget?

## Meeting the 2°C target

How can we guarantee an emissions trajectory in line with the carbon budget?

A yearly **cap on global emissions**



## Meeting the 2°C target

How can we guarantee an emissions trajectory in line with the carbon budget?

A yearly **cap on global emissions**

## Meeting the 2°C target

How can we guarantee an emissions trajectory in line with the carbon budget?

A yearly **cap on global emissions** (or a global carbon price).

Emissions permits should be tradable and auctioned to polluting firms upstream.

## Meeting the 2°C target

How can we guarantee an emissions trajectory in line with the carbon budget?

A yearly **cap on global emissions** (or a global carbon price).

Emissions permits should be tradable and auctioned to polluting firms upstream.

How to allocate carbon pricing revenues?

## Meeting the 2°C target

How can we guarantee an emissions trajectory in line with the carbon budget?

A yearly **cap on global emissions** (or a global carbon price).

Emissions permits should be tradable and auctioned to polluting firms upstream.

How to allocate carbon pricing revenues?

Simple focal point: an **equal cash transfer** for all human adults.

## Meeting the 2°C target

How can we guarantee an emissions trajectory in line with the carbon budget?

A yearly **cap on global emissions** (or a global carbon price).

Emissions permits should be tradable and auctioned to polluting firms upstream.

How to allocate carbon pricing revenues?

Simple focal point: an **equal cash transfer** for all human adults.

This “global basic income” of \$30-50/month would alleviate extreme poverty.

## Meeting the 2°C target

How can we guarantee an emissions trajectory in line with the carbon budget?

A yearly **cap on global emissions** (or a global carbon price).

Emissions permits should be tradable and auctioned to polluting firms upstream.

How to allocate carbon pricing revenues?

Simple focal point: an **equal cash transfer** for all human adults.

This “global basic income” of \$30-50/month would alleviate extreme poverty.

**This Global Climate Scheme garners majority support** in the 20 countries surveyed.

# Support for the Global Climate Scheme

## International surveys with a focus on the West

**Global survey** (02/2021–02/2022) by **Dechezleprêtre et al. (2022)**

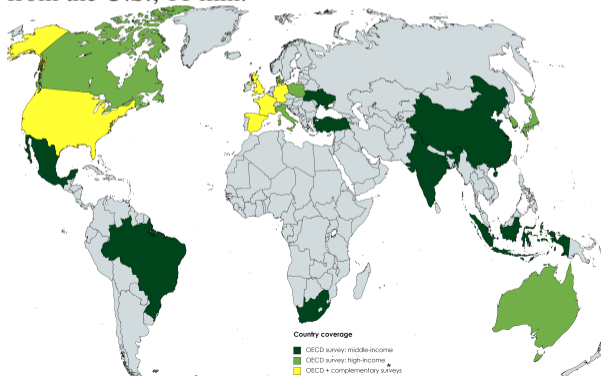
20 countries; 2,000 respondents per country; median duration: 28 min.

**Complementary surveys** (01–04/2023) by **Fabre, Douenne & Mattauch (2023)** – [bit.ly/Fabre2023](https://bit.ly/Fabre2023)

Eu: 3,000 respondents from France, Germany, Spain, UK; 20 min.

US1: 3,000 respondents from the U.S.; 14 min.

US2: 2,000 respondents from the U.S.; 11 min.






# Stated support

# Global survey: Global policies are strongly supported.

Share of support (somewhat or strongly) for the main global policies among non-indifferent. ▶ Absolute ▶ National



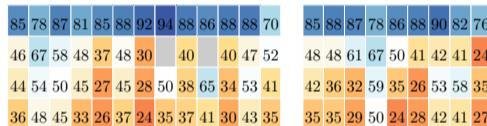
## Level at which climate policies are needed (Multiple choice question)

Global

Federal/Continental

State/National

Local



## Global climate policies (5-Likert scale)

Global carbon budget (+2°C) divided in tradable country shares

Global tax on millionaires to finance low-income countries

Global democratic assembly on climate change

Global tax on GHG financing a global basic income



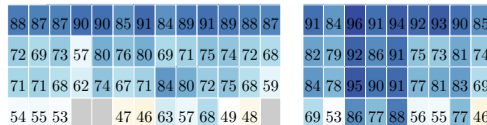
## Burden sharing preferences for the global carbon budget (5-Likert)

Emission share should be in proportion to population\*

Countries that have emitted more since 1990 should receive a lower share\*

Countries that will be hurt more by CC should receive a higher share\*

Emission share should be in proportion to current emissions



## ***The Global Climate Scheme (GCS)***

Our main policy of interest is the GCS, a **global emissions trading system funding a global basic income**:

At the Paris agreement in 2015, all countries have agreed to contain global warming “well below +2 °C”. To limit global warming to this level, **there is a maximum amount of greenhouse gases we can emit globally.**

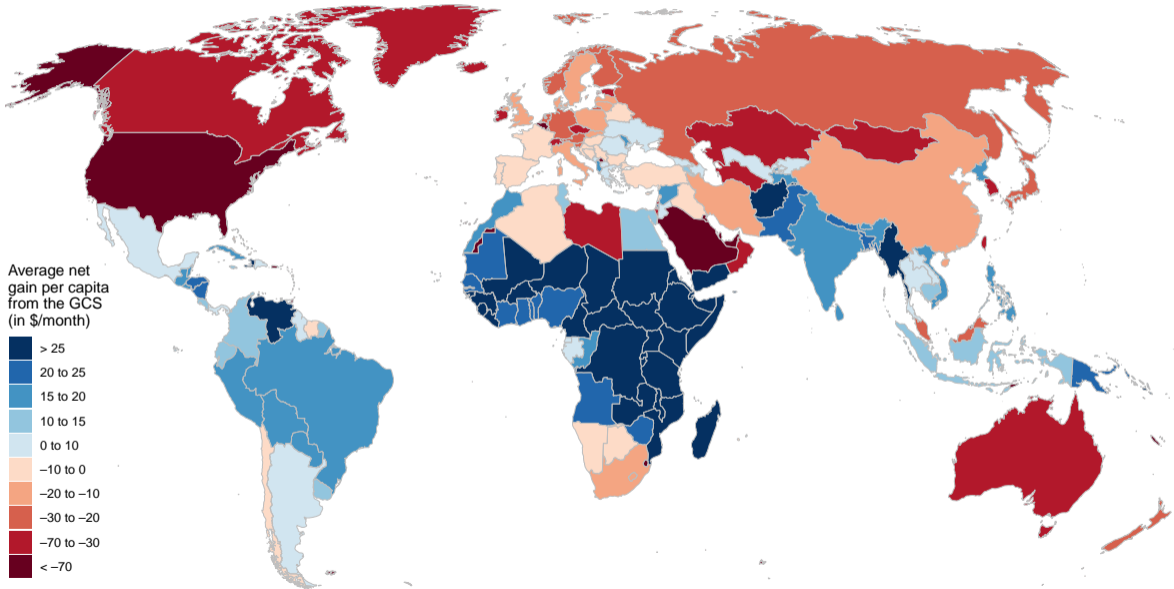
To meet the climate target, a limited number of permits to emit greenhouse gases can be created globally. Polluting firms would be required to buy permits to cover their emissions. Such a policy would **make fossil fuel companies pay** for their emissions and progressively raise the price of fossil fuels. **Higher prices would encourage people and companies to use less fossil fuels, reducing greenhouse gas emissions.**

In accordance with the principle that each human has an equal right to pollute, the revenues generated by the sale of permits could finance a global basic income. **Each adult in the world would receive \$30/month**, thereby lifting out of extreme poverty the 700 million people who earn less than \$2/day.

**The typical [American] would lose out financially [\$85] per month** (as he or she would face [\$115] per month in price increases, which is higher than the \$30 they would receive).

The policy could be put in place as soon as countries totaling more than 60% of global emissions agree on it. Countries that would refuse to take part in the policy could face sanctions (like tariffs) from the rest of the World and would be excluded from the basic income.

# Net gains from the Global Climate Scheme



## Support for the Global Climate Scheme

To offset the losses of the median emitter, we design a **National Redistribution Scheme** (NR) funded by increased income taxes on the top 5% (US) / 1% (Eu).

## Support for the Global Climate Scheme

To offset the losses of the median emitter, we design a **National Redistribution Scheme** (NR) funded by increased income taxes on the top 5% (US) / 1% (Eu).

We test understanding of the distributive effects of the GCS, NR, and both combined (and then give the expected answer) in an incentivized way after each policy description. [▶ Understanding](#)

## Support for the Global Climate Scheme

To offset the losses of the median emitter, we design a **National Redistribution Scheme** (NR) funded by increased income taxes on the top 5% (US) / 1% (Eu).

We test understanding of the distributive effects of the GCS, NR, and both combined (and then give the expected answer) in an incentivized way after each policy description. [▶ Understanding](#)

We also describe a national climate policy. US: Coal exit / Eu: Insulation plan (mandatory, subsidised).

## Support for the Global Climate Scheme

To offset the losses of the median emitter, we design a **National Redistribution Scheme** (NR) funded by increased income taxes on the top 5% (US) / 1% (Eu).

We test understanding of the distributive effects of the GCS, NR, and both combined (and then give the expected answer) in an incentivized way after each policy description. [▶ Understanding](#)

We also describe a national climate policy. US: Coal exit / Eu: Insulation plan (mandatory, subsidised).

Do you support...? *Yes/No* (Percentage of *Yes*) [▶ Perceptions](#) [▶ Complementary policies](#) [▶ By vote](#) [▶ National policies](#)

		United States	Europe	France	Germany	Spain	United Kingdom
Global climate scheme (GCS)	54	76	80	71	81	74	
National redistribution scheme (NR)	56	73	77	66	79	75	
National climate policy + GCS + NR	52	74	79	69	81	70	



# Support for other global policies

## Support for other global policies ▸ Foreign aid

Do you support or oppose...? 5-Likert scale (Percentage of *Support* among non-Indifferent)

	United States	Europe	France	Germany	Spain	United Kingdom
Payments from high-income countries to compensate low-income countries for climate damages	55	71	72	70	79	70
High-income countries funding renewable energy in low-income countries	68	82	82	82	85	81
High-income countries contributing \$100 billion per year to help low-income countries adapt to climate change	60	76	77	79	79	71
Cancellation of low-income countries' public debt	46	53	53	43	62	61
Democratise international institutions (UN, IMF) by making a country's voting right proportional to its population	58	71	69	69	78	72
Removing tariffs on imports from low-income countries	62	73	58	73	80	83
A minimum wage in all countries at 50% of local median wage	63	80	80	78	81	83
Fight tax evasion by creating a global financial register to record ownership of all assets	62	87	90	86	91	87
A maximum wealth limit of \$10 billion (US) / €100 million (Eu) for each human	46	62	58	62	65	67
National tax on millionaires	73	85	81	87	89	88
Global tax on millionaires	69	84	84	84	87	83

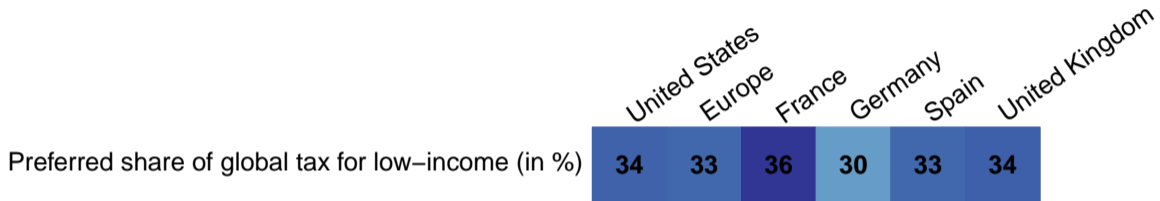
## Support for a global wealth tax [▶ Foreign aid](#)

We describe a global tax on wealth in excess of \$/€/£ 5 million and either ask:

## Support for a global wealth tax ▸ Foreign aid

We describe a global tax on wealth in excess of \$/€/£ 5 million and either ask:

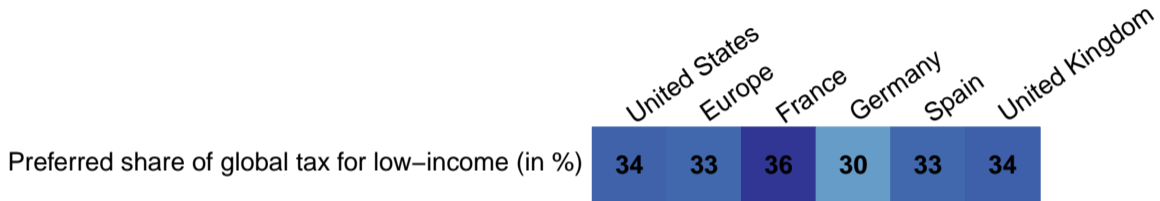
Percent of wealth tax that should go to low-income countries (*mean*):



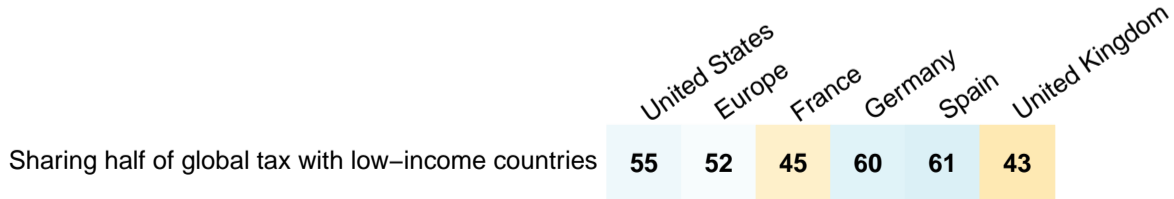
## Support for a global wealth tax ▸ Foreign aid

We describe a global tax on wealth in excess of \$/€/£ 5 million and either ask:

Percent of wealth tax that should go to low-income countries (*mean*):



Whether half of the tax revenues should go to low-income countries (vs. none).



Sincerity of the support for the GCS

## Petition

Would you be willing to sign a petition for the [GCS / NR]?

As soon as the survey is complete, we will send the results to the [head of state] (...) *Yes/No*

		United States	Europe	France	Germany	Spain	United Kingdom
Petition for the GCS	<b>51</b>	<b>69</b>	<b>69</b>	<b>66</b>	<b>78</b>	<b>69</b>	
(Comparable) support for the GCS	<b>53</b>	<b>76</b>	<b>81</b>	<b>74</b>	<b>81</b>	<b>74</b>	
Petition for NR	<b>57</b>	<b>67</b>	<b>65</b>	<b>66</b>	<b>74</b>	<b>68</b>	
(Comparable) support for NR	<b>58</b>	<b>72</b>	<b>76</b>	<b>65</b>	<b>78</b>	<b>75</b>	

Willingness to sign a real-stake petition is generally (1 to 7 p.p.) lower than stated support.

But this is not specific to GCS, and majorities are still willing to sign the petition.

## List experiment

We ask *Among the policies below, how many do you support?*, randomly varying the list of policies.

The difference in mean number of supported policies for lists with and without the GCS should equal the support for GCS. If the **tacit support is lower**, it may indicate a **social desirability bias**.



## List experiment

We ask *Among the policies below, how many do you support?*, randomly varying the list of policies.

The difference in mean number of supported policies for lists with and without the GCS should equal the support for GCS. If the **tacit support is lower**, it may indicate a **social desirability bias**.

	Number of supported policies		
	All	US	Europe
List contains: GCS	0.624*** (0.028)	0.524*** (0.041)	0.724*** (0.036)
<i>Support for GCS</i>	0.65	0.542	0.757
<i>Social desirability bias</i>	-0.026	-0.018	-0.033
<i>80% C.I. for the bias</i>	[-0.06; 0.01]	[-0.07; 0.01]	[-0.08; 0.01]
Constant	1.317	1.147	1.486
Observations	6,000	3,000	3,000
R <sup>2</sup>	0.089	0.065	0.125

*Note:*

\*p<0.1; \*\*p<0.05; \*\*\*p<0.01

⇒ No (significant) social desirability bias.

# Conjoint analyses: influence on electoral prospects

## Choice between a conservative platform and a progressive platform with/without the GCS.

Imagine if the two favorite candidates in your constituency in the next general election campaigned with the following policies in their party's platforms.

Which of these candidates would you vote for?

Candidate A	Candidate B
Windfall tax on oil companies	Cut the burden of tax on business
Ban the sale of new combustion-engine cars by 2030	£100 billion for infrastructures like road and rail
£150 billion to upgrade schools, hospitals, care homes and council houses	Tougher sentencing for the worst offenders and 10,000 more prison places
National redistribution scheme	Strict enforcement of immigration and border legislation
Global climate scheme	

Candidate A

Candidate B

None of them

Imagine if the two favorite candidates in your constituency in the next general election campaigned with the following policies in their party's platforms.

Which of these candidates would you vote for?

Candidate A	Candidate B
Windfall tax on oil companies	Cut the burden of tax on business
Ban the sale of new combustion-engine cars by 2030	£100 billion for infrastructures like road and rail
£150 billion to upgrade schools, hospitals, care homes and council houses	Tougher sentencing for the worst offenders and 10,000 more prison places
National redistribution scheme	Strict enforcement of immigration and border legislation

Candidate A

Candidate B

None of them

## Conjoint analyses: influence on electoral prospects

**Table 1:** Imagine if the [Democratic and Republican presidential candidates in 2024] campaigned with the following policies in their platforms. [Credible Progressive and Conservative platforms]

Which of these candidates would you vote for? *A; B; None of them*

[FR: second round of presidential; DE, ES, UK: two favorite candidates in one's constituency]

	Prefers the Progressive platform					
	All	United States	France	Germany	UK	Spain
GCS in Progressive platform	0.028* (0.014)	0.029 (0.022)	0.112*** (0.041)	0.015 (0.033)	0.008 (0.040)	-0.015 (0.038)
Constant	0.623	0.604	0.55	0.7	0.551	0.775
Observations	5,202	2,619	605	813	661	504
R <sup>2</sup>	0.001	0.001	0.013	0.0003	0.0001	0.0003

*Note:* The 14% of *None* answers have been excluded from the regression samples. GCS has no significant influence on them.

**A progressive candidate would not lose votes by endorsing the GCS, and could even gain 11 p.p.\*\*\* in France.**

## Conjoint analyses: influence on preferred platform

We ask the preference between two progressive platforms, where each measure is taken at random. The GCS is included in one of the platforms.

Imagine that a [Left or Center-left coalition wins the next elections]. Here are two possible platforms on which [the coalition] may campaign (the policies in each platform are randomly drawn from a pool of credible [Left/Center-left] policies).

Even if you do not support the Left, which of these platforms do you prefer?

[FR: Left or center-left; DE: rot-rot-grüne; ES: PSOE; UK: Labour; US: Democratic primary (*not asked to Republican*)]

	United States	Europe	France	Germany	Spain	United Kingdom
Random programs: A+GCS preferred to B	58	60	61	59	65	58

⇒ Majorities prefer platforms that include the GCS.

# Conjoint analyses: influence on preferred platform (UK) ▶ EU ▶ FR ▶ U.S.

Imagine that the Labour wins the next elections. Here are two possible platforms on which it may campaign (the policies in each platform are randomly drawn from a pool of credible Labour policies).

(...) which of these platforms do you prefer?

## Climate policy:

Ban of most polluting vehicles in city centers (low-emission zones)

Thermal insulation plan

Ban the sale of new combustion-engine cars by 2030

## Economic issues:

£150 billion to upgrade schools, hospitals, care homes and council houses

Real Living Wage of £11 per hour for all workers aged 16 and over

Reduce the average full-time weekly working hours to 32

Re-establish neighbourhood policing and recruit 2,000 more frontline officers

## Foreign policy:

Global climate scheme

Global tax on millionaires

Global democratic assembly on climate change

Doubling foreign aid

## Societal issues:

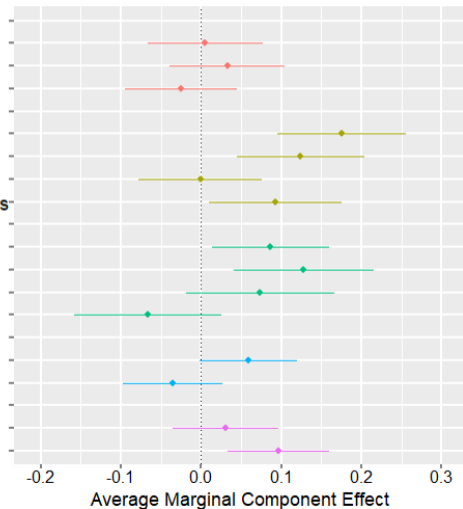
Strict enforcement of immigration and border legislation

Legalization of cannabis

## Tax system:

National redistribution scheme

Wealth tax



## Second-order beliefs

## Belief about the support

Beliefs on the support for the GCS are relatively accurate:

no evidence of pluralistic ignorance in the U.S.

an underestimation by 15-20 p.p. in Eu.

According to you, what percentage of [Americans] answer *Yes* to the previous question?

The three people who are closest to the true value get [\$50]. *Mean answer*

	United States	Europe	France	Germany	Spain	United Kingdom
Belief about GCS	52	59	61	56	63	57
Support for the GCS	54	76	80	71	81	74
Belief about NR	55	58	60	53	62	59
Support for NR	56	73	77	66	79	75

# Universalist values



## **Donation to Africans vs. fellow citizens**

Respondents might win a \$/€/£ lottery prize, they have to decide which share to donate if they win.  
Donation is to people in need, either in Africa or in their own country (random treatment).

## Donation to Africans vs. fellow citizens

Respondents might win a \$/€/£ lottery prize, they have to decide which share to donate if they win. Donation is to people in need, either in Africa or in their own country (random treatment).

**Table 2:** (...) In case you are winner of the lottery, what share of the [\$]100 would you donate to [African / [own country]] people living in poverty through GiveDirectly?

	Donation to poor people (in %)		
	All	US	Eu
Poor is in own country	0.590 (0.867)	2.509* (1.300)	-1.349 (1.146)
Constant	33.739	32.422	35.093
Observations	6,000	3,000	3,000
R <sup>2</sup>	0.0001	0.002	0.0005

⇒ U.S. non-voters and Trump voters donate 5 to 6 p.p. more to fellow citizens, others give the same amount.

Other results on universalism: ▶ Prioritization ▶ Negotiations ▶ Group defended ▶ Global issues

# Wrapping up

## 1. Across the world, people are ready for international solidarity

- ▶ Consensus on the allocation key of emissions permits: equal per capita
- ▶ Majorities support global climate policies, including with transfers detrimental to their countries

## 1. Across the world, people are ready for international solidarity

- ▶ Consensus on the allocation key of emissions permits: equal per capita
- ▶ Majorities support global climate policies, including with transfers detrimental to their countries

## 2. The support for global redistributive policies is mostly sincere

- ▶ Majorities are willing to sign a real-stake petition for the GCS
- ▶ Progressive candidates would not lose vote by endorsing the GCS
- ▶ People prefer platforms that include the GCS

1. Across the world, people are ready for international solidarity
  - ▶ Consensus on the allocation key of emissions permits: equal per capita
  - ▶ Majorities support global climate policies, including with transfers detrimental to their countries
2. The support for global redistributive policies is mostly sincere
  - ▶ Majorities are willing to sign a real-stake petition for the GCS
  - ▶ Progressive candidates would not lose vote by endorsing the GCS
  - ▶ People prefer platforms that include the GCS
3. The mismatch between support and absence of global policies in the public debate remains unexplained
  - ▶ Most people show some adherence to universalism
  - ▶ No evidence of pluralistic ignorance: most people correctly guess others' support for the GCS

1. Across the world, people are ready for international solidarity
  - ▶ Consensus on the allocation key of emissions permits: equal per capita
  - ▶ Majorities support global climate policies, including with transfers detrimental to their countries
2. The support for global redistributive policies is mostly sincere
  - ▶ Majorities are willing to sign a real-stake petition for the GCS
  - ▶ Progressive candidates would not lose vote by endorsing the GCS
  - ▶ People prefer platforms that include the GCS
3. The mismatch between support and absence of global policies in the public debate remains unexplained
  - ▶ Most people show some adherence to universalism
  - ▶ No evidence of pluralistic ignorance: most people correctly guess others' support for the GCS

#### Alternative explanations for the mismatch are needed

- ▶ National bias in power structures (elections, media) and mental structures (hymns, sport teams)?
- ▶ Pluralistic ignorance of the elites? ⇒ Ongoing survey on European Members of Parliament
- ▶ Ideas whose time has come, and just lack some advocacy?

1. **Across the world, people are ready for international solidarity**
  - ▶ Consensus on the allocation key of emissions permits: equal per capita
  - ▶ Majorities support global climate policies, including with transfers detrimental to their countries
2. **The support for global redistributive policies is mostly sincere**
  - ▶ Majorities are willing to sign a real-stake petition for the GCS
  - ▶ Progressive candidates would not lose vote by endorsing the GCS
  - ▶ People prefer platforms that include the GCS
3. **The mismatch between support and absence of global policies in the public debate remains unexplained**
  - ▶ Most people show some adherence to universalism
  - ▶ No evidence of pluralistic ignorance: most people correctly guess others' support for the GCS

#### Alternative explanations for the mismatch are needed

- ▶ National bias in power structures (elections, media) and mental structures (hymns, sport teams)?
- ▶ Pluralistic ignorance of the elites? ⇒ Ongoing survey on European Members of Parliament
- ▶ Ideas whose time has come, and just lack some advocacy? ⇒ I launched a new association:



**Global Redistribution Advocates**



# The Global Climate Plan

## **An old idea**

Grubb (1990), Agarwal & Narain (1991) and Bertram (1992) were the first advocates of an equal right to emit for each human.

## An old idea

Grubb (1990), Agarwal & Narain (1991) and Bertram (1992) were the first advocates of an equal right to emit for each human.

Grubb (1990): *“by far the best combination of long term effectiveness, feasibility, equity, and simplicity, is obtained from a system based upon tradable permits for carbon emission which are allocated on an adult per capita basis”*.

## An old idea

Grubb (1990), Agarwal & Narain (1991) and Bertram (1992) were the first advocates of an equal right to emit for each human.

Grubb (1990): *“by far the best combination of long term effectiveness, feasibility, equity, and simplicity, is obtained from a system based upon tradable permits for carbon emission which are allocated on an adult per capita basis”*.

A support renewed ever since: Baer et al. (2000), Jamieson (2001), Rajan (2021).

## An old idea

Grubb (1990), Agarwal & Narain (1991) and Bertram (1992) were the first advocates of an equal right to emit for each human.

Grubb (1990): *“by far the best combination of long term effectiveness, feasibility, equity, and simplicity, is obtained from a system based upon tradable permits for carbon emission which are allocated on an adult per capita basis”*.

A support renewed ever since: Baer et al. (2000), Jamieson (2001), Rajan (2021).

In Cramton et al. (2015), all agree for a climate club with international transfers.

## An old idea

Grubb (1990), Agarwal & Narain (1991) and Bertram (1992) were the first advocates of an equal right to emit for each human.

Grubb (1990): *“by far the best combination of long term effectiveness, feasibility, equity, and simplicity, is obtained from a system based upon tradable permits for carbon emission which are allocated on an adult per capita basis”*.

A support renewed ever since: Baer et al. (2000), Jamieson (2001), Rajan (2021).

In Cramton et al. (2015), all agree for a climate club with international transfers.

Gollier & Tirole (2015) synthesize the distributional decision with a *generosity* parameter, from grandfathering to equal per capita.

## An old idea

Grubb (1990), Agarwal & Narain (1991) and Bertram (1992) were the first advocates of an equal right to emit for each human.

Grubb (1990): “*by far the best combination of long term effectiveness, feasibility, equity, and simplicity, is obtained from a system based upon tradable permits for carbon emission which are allocated on an adult per capita basis*”.

A support renewed ever since: Baer et al. (2000), Jamieson (2001), Rajan (2021).

In Cramton et al. (2015), all agree for a climate club with international transfers.

Gollier & Tirole (2015) synthesize the distributional decision with a *generosity* parameter, from grandfathering to equal per capita.

Cramton et al. (2015) propose that *average* countries fix the generosity, and to set the tax rate at the minimum price proposed by participating countries.

## An old idea

Grubb (1990), Agarwal & Narain (1991) and Bertram (1992) were the first advocates of an equal right to emit for each human.

Grubb (1990): “*by far the best combination of long term effectiveness, feasibility, equity, and simplicity, is obtained from a system based upon tradable permits for carbon emission which are allocated on an adult per capita basis*”.

A support renewed ever since: Baer et al. (2000), Jamieson (2001), Rajan (2021).

In Cramton et al. (2015), all agree for a climate club with international transfers.

Gollier & Tirole (2015) synthesize the distributional decision with a *generosity* parameter, from grandfathering to equal per capita.

Cramton et al. (2015) propose that *average* countries fix the generosity, and to set the tax rate at the minimum price proposed by participating countries.

van den Bergh et al. (2020) propose an expanding climate club and a reorientation of COP negotiations.



## An old idea

Grubb (1990), Agarwal & Narain (1991) and Bertram (1992) were the first advocates of an equal right to emit for each human.

Grubb (1990): “*by far the best combination of long term effectiveness, feasibility, equity, and simplicity, is obtained from a system based upon tradable permits for carbon emission which are allocated on an adult per capita basis*”.

A support renewed ever since: Baer et al. (2000), Jamieson (2001), Rajan (2021).

In Cramton et al. (2015), all agree for a climate club with international transfers.

Gollier & Tirole (2015) synthesize the distributional decision with a *generosity* parameter, from grandfathering to equal per capita.

Cramton et al. (2015) propose that *average* countries fix the generosity, and to set the tax rate at the minimum price proposed by participating countries.

van den Bergh et al. (2020) propose an expanding climate club and a reorientation of COP negotiations.

The IMF (2019) propose either differentiated prices among countries or international transfers.

## An old idea

Grubb (1990), Agarwal & Narain (1991) and Bertram (1992) were the first advocates of an equal right to emit for each human.

Grubb (1990): “*by far the best combination of long term effectiveness, feasibility, equity, and simplicity, is obtained from a system based upon tradable permits for carbon emission which are allocated on an adult per capita basis*”.

A support renewed ever since: Baer et al. (2000), Jamieson (2001), Rajan (2021).

In Cramton et al. (2015), all agree for a climate club with international transfers.

Gollier & Tirole (2015) synthesize the distributional decision with a *generosity* parameter, from grandfathering to equal per capita.

Cramton et al. (2015) propose that *average* countries fix the generosity, and to set the tax rate at the minimum price proposed by participating countries.

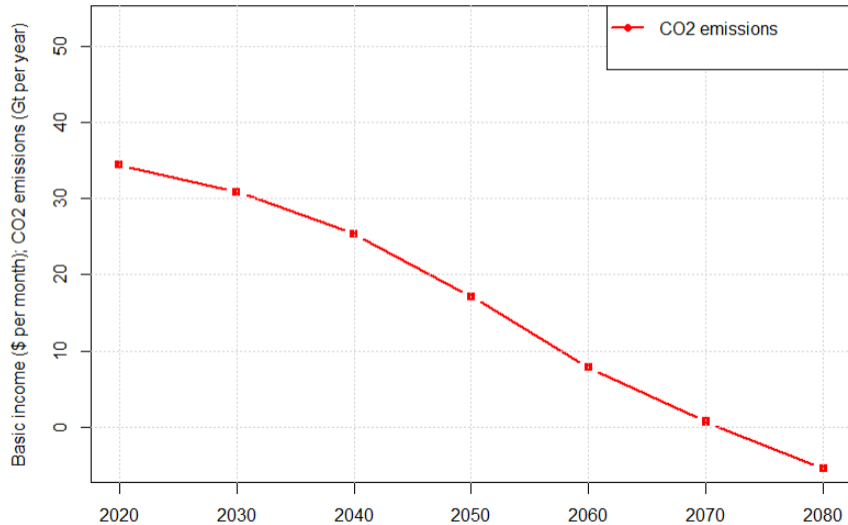
van den Bergh et al. (2020) propose an expanding climate club and a reorientation of COP negotiations.

The IMF (2019) propose either differentiated prices among countries or international transfers.

Carattini et al. (2019) find support of  $\approx 80\%$  in India and  $\approx 50\%$  in the U.S., UK, Australia for a global tax and dividend.

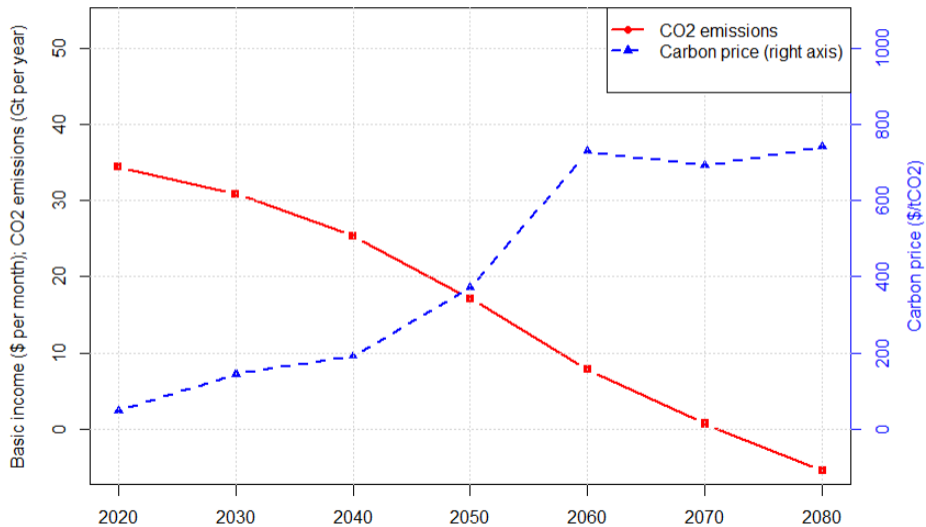
# The trajectories

Global trajectories estimated for the Global Climate Plan (GCP)



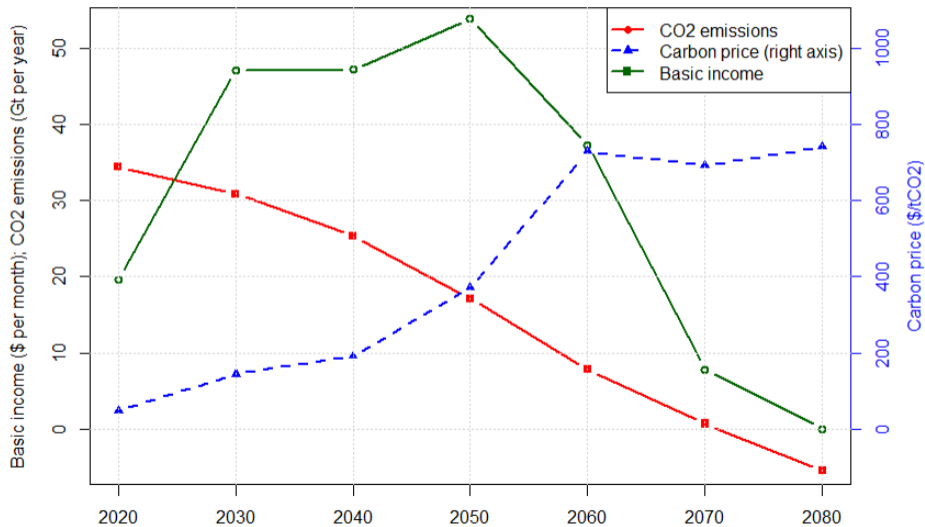
# The trajectories

Global trajectories estimated for the Global Climate Plan (GCP)



# The trajectories

Global trajectories estimated for the Global Climate Plan (GCP)



# The principles

- 1 A cap on emissions to meet the 2°C target.

# The principles

① A cap on emissions to meet the 2°C target.

⇒ Define a carbon budget and an emissions trajectory.

# The principles

- 1 A cap on emissions to meet the 2°C target.

⇒ Define a carbon budget and an emissions trajectory.

ETSs already cover 17% of global GHG emissions (EU, China, South Korea...), are considered in various countries (India, Brazil, Nigeria).



# The principles

- 1 A cap on emissions to meet the 2°C target.

⇒ Define a carbon budget and an emissions trajectory.

ETSs already cover 17% of global GHG emissions (EU, China, South Korea...), are considered in various countries (India, Brazil, Nigeria).

- 2 A global basic income that eradicates extreme poverty.

# The principles

## 1 A cap on emissions to meet the 2°C target.

⇒ Define a carbon budget and an emissions trajectory.

ETSs already cover 17% of global GHG emissions (EU, China, South Korea...), are considered in various countries (India, Brazil, Nigeria).

## 2 A global basic income that eradicates extreme poverty.

At their peak, GCP revenues at 5% of world GDP, with 1% of world GDP in international transfers.

# The principles

## 1 A cap on emissions to meet the 2°C target.

⇒ Define a carbon budget and an emissions trajectory.

ETSs already cover 17% of global GHG emissions (EU, China, South Korea...), are considered in various countries (India, Brazil, Nigeria).

## 2 A global basic income that eradicates extreme poverty.

At their peak, GCP revenues at 5% of world GDP, with 1% of world GDP in international transfers.

The basic income of  $\approx$ \$50 per month (in nominal) for each human above 15 would lift out of extreme poverty the 700 million people with less than \$2.15 a day (in PPP).

# The principles

## 1 A cap on emissions to meet the 2°C target.

⇒ Define a carbon budget and an emissions trajectory.

ETSs already cover 17% of global GHG emissions (EU, China, South Korea...), are considered in various countries (India, Brazil, Nigeria).

## 2 A global basic income that eradicates extreme poverty.

At their peak, GCP revenues at 5% of world GDP, with 1% of world GDP in international transfers.

The basic income of  $\approx$ \$50 per month (in nominal) for each human above 15 would lift out of extreme poverty the 700 million people with less than \$2.15 a day (in PPP).

## 3 A climate club to foster global cooperation.

# The principles

## 1 A cap on emissions to meet the 2°C target.

⇒ Define a carbon budget and an emissions trajectory.

ETSs already cover 17% of global GHG emissions (EU, China, South Korea...), are considered in various countries (India, Brazil, Nigeria).

## 2 A global basic income that eradicates extreme poverty.

At their peak, GCP revenues at 5% of world GDP, with 1% of world GDP in international transfers.

The basic income of  $\approx$ \$50 per month (in nominal) for each human above 15 would lift out of extreme poverty the 700 million people with less than \$2.15 a day (in PPP).

## 3 A climate club to foster global cooperation.

Entry into force when signatories cover 60% of global emissions.

# The principles

## 1 A cap on emissions to meet the 2°C target.

⇒ Define a carbon budget and an emissions trajectory.

ETSs already cover 17% of global GHG emissions (EU, China, South Korea...), are considered in various countries (India, Brazil, Nigeria).

## 2 A global basic income that eradicates extreme poverty.

At their peak, GCP revenues at 5% of world GDP, with 1% of world GDP in international transfers.

The basic income of  $\approx$ \$50 per month (in nominal) for each human above 15 would lift out of extreme poverty the 700 million people with less than \$2.15 a day (in PPP).

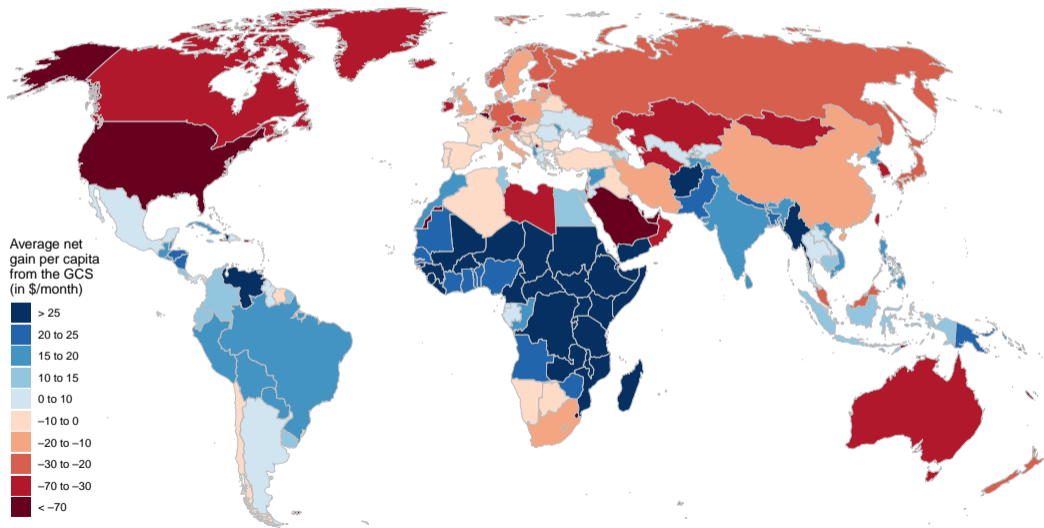
## 3 A climate club to foster global cooperation.

Entry into force when signatories cover 60% of global emissions.

A carbon border adjustment.

# The unadjusted distributive effects

Distributive effects of the Global Climate Scheme in 2030.



## Participation mechanisms

An *opt out* provision to account for the ability to pay.



## Participation mechanisms

An *opt out* provision to account for the ability to pay.

Middle-income countries with higher-than-average carbon footprint can opt out from the mutualization of revenues.

## Participation mechanisms

An *opt out* provision to account for the ability to pay.

Middle-income countries with higher-than-average carbon footprint can opt out from the mutualization of revenues.

Opting out countries retain the auction revenues they collect.

## Participation mechanisms

An *opt out* provision to account for the ability to pay.

Middle-income countries with higher-than-average carbon footprint can opt out from the mutualization of revenues.

Opting out countries retain the auction revenues they collect.

Full opt out authorized up to 1.5 times world average GDP p.c.

## Participation mechanisms

An *opt out* provision to account for the ability to pay.

Middle-income countries with higher-than-average carbon footprint can opt out from the mutualization of revenues.

Opting out countries retain the auction revenues they collect.

Full opt out authorized up to 1.5 times world average GDP p.c.

Opt out right is phased out between 1.5 and 2 times world average GDP p.c.

## Participation mechanisms

An *opt out* provision to account for the ability to pay.

Middle-income countries with higher-than-average carbon footprint can opt out from the mutualization of revenues.

Opting out countries retain the auction revenues they collect.

Full opt out authorized up to 1.5 times world average GDP p.c.

Opt out right is phased out between 1.5 and 2 times world average GDP p.c.

⇒ China, Iran, South Africa... would not lose from the *Global Climate Plan*.

## Participation mechanisms

An *opt out* provision to account for the ability to pay.

Middle-income countries with higher-than-average carbon footprint can opt out from the mutualization of revenues.

Opting out countries retain the auction revenues they collect.

Full opt out authorized up to 1.5 times world average GDP p.c.

Opt out right is phased out between 1.5 and 2 times world average GDP p.c.

⇒ China, Iran, South Africa... would not lose from the *Global Climate Plan*.

Provisions to accommodate subnational entities into the club.

## Participation mechanisms

An *opt out* provision to account for the ability to pay.

Middle-income countries with higher-than-average carbon footprint can opt out from the mutualization of revenues.

Opting out countries retain the auction revenues they collect.

Full opt out authorized up to 1.5 times world average GDP p.c.

Opt out right is phased out between 1.5 and 2 times world average GDP p.c.

⇒ China, Iran, South Africa... would not lose from the *Global Climate Plan*.

Provisions to accommodate subnational entities into the club.

They can opt out from the carbon border adjustment.

## Participation mechanisms

An *opt out* provision to account for the ability to pay.

Middle-income countries with higher-than-average carbon footprint can opt out from the mutualization of revenues.

Opting out countries retain the auction revenues they collect.

Full opt out authorized up to 1.5 times world average GDP p.c.

Opt out right is phased out between 1.5 and 2 times world average GDP p.c.

⇒ China, Iran, South Africa... would not lose from the *Global Climate Plan*.

Provisions to accommodate subnational entities into the club.

They can opt out from the carbon border adjustment.

They can use their revenues as they please.



## Participation mechanisms

An *opt out* provision to account for the ability to pay.

Middle-income countries with higher-than-average carbon footprint can opt out from the mutualization of revenues.

Opting out countries retain the auction revenues they collect.

Full opt out authorized up to 1.5 times world average GDP p.c.

Opt out right is phased out between 1.5 and 2 times world average GDP p.c.

⇒ China, Iran, South Africa... would not lose from the *Global Climate Plan*.

Provisions to accommodate subnational entities into the club.

They can opt out from the carbon border adjustment.

They can use their revenues as they please.

⇒ The states of California, New York, Illinois, Massachusetts... could join.

## Participation mechanisms

An *opt out* provision to account for the ability to pay.

Middle-income countries with higher-than-average carbon footprint can opt out from the mutualization of revenues.

Opting out countries retain the auction revenues they collect.

Full opt out authorized up to 1.5 times world average GDP p.c.

Opt out right is phased out between 1.5 and 2 times world average GDP p.c.

⇒ China, Iran, South Africa... would not lose from the *Global Climate Plan*.

Provisions to accommodate subnational entities into the club.

They can opt out from the carbon border adjustment.

They can use their revenues as they please.

⇒ The states of California, New York, Illinois, Massachusetts... could join.

A provision to avoid anti-redistributive effects.

## Participation mechanisms

An *opt out* provision to account for the ability to pay.

Middle-income countries with higher-than-average carbon footprint can opt out from the mutualization of revenues.

Opting out countries retain the auction revenues they collect.

Full opt out authorized up to 1.5 times world average GDP p.c.

Opt out right is phased out between 1.5 and 2 times world average GDP p.c.

⇒ China, Iran, South Africa... would not lose from the *Global Climate Plan*.

Provisions to accommodate subnational entities into the club.

They can opt out from the carbon border adjustment.

They can use their revenues as they please.

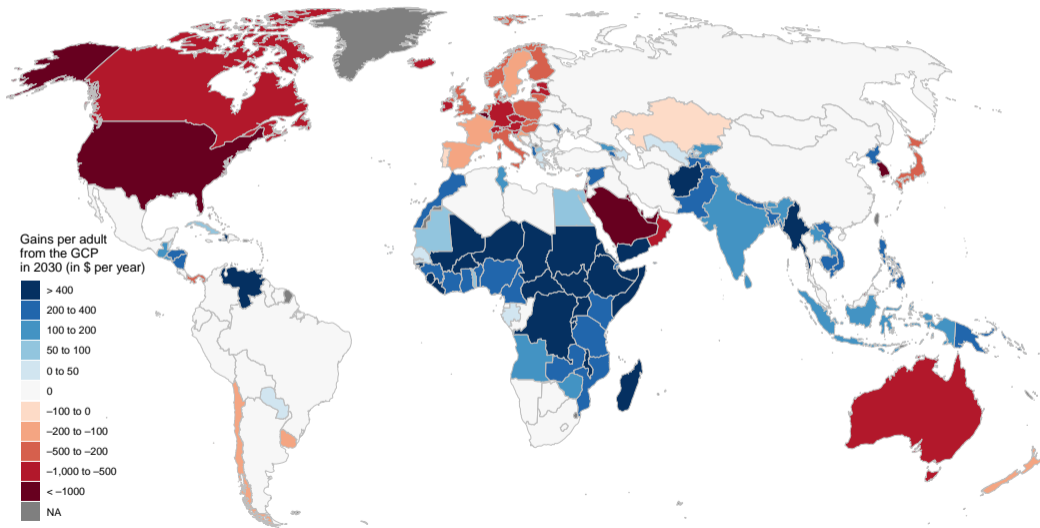
⇒ The states of California, New York, Illinois, Massachusetts... could join.

A provision to avoid anti-redistributive effects.

High-income countries with a lower-than-average carbon footprint would not receive any revenues.

# The distributive effects

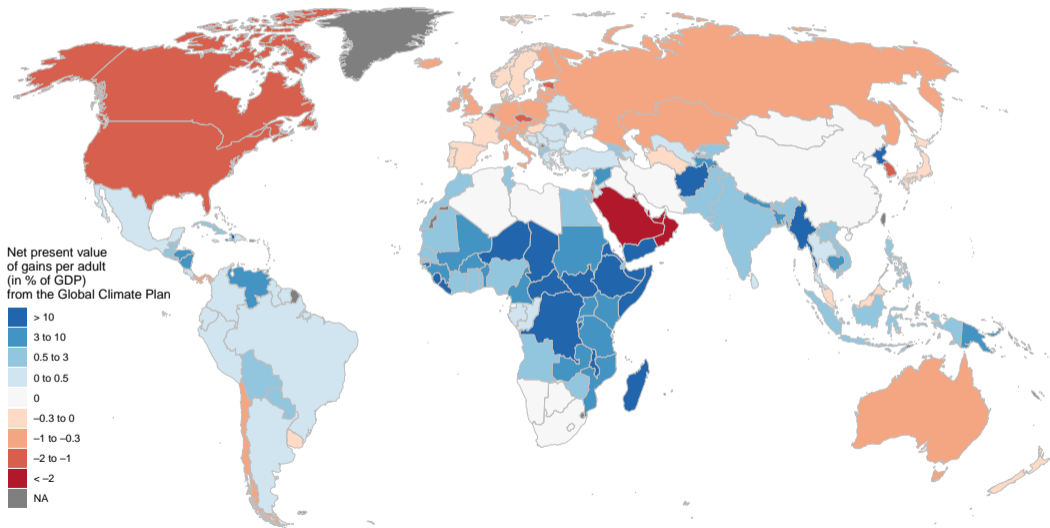
Distributive effects of the Global Climate Plan in 2030.



[▶ More maps](#)

# The distributive effects

Distributive effects of the Global Climate Plan throughout the century. [▶ More maps](#)



## Complementarity with others policies

The basic income increases the fiscal capacity of **low-income countries**, which **can raise taxes** to fund public services and infrastructures.

## Complementarity with others policies

The basic income increases the fiscal capacity of **low-income countries**, which **can raise taxes** to fund public services and infrastructures.

Other sources of funding (e.g. a global corporate tax) should **sustain the basic income in the long run**.

## Complementarity with others policies

The basic income increases the fiscal capacity of **low-income countries**, which **can raise taxes** to fund public services and infrastructures.

Other sources of funding (e.g. a global corporate tax) should **sustain the basic income in the long run**.

**A global wealth tax financing (at least in part) low-income countries can address historical responsibilities.**



## Complementarity with others policies

The basic income increases the fiscal capacity of **low-income countries**, which **can raise taxes** to fund public services and infrastructures.

Other sources of funding (e.g. a global corporate tax) should **sustain the basic income in the long run**.

**A global wealth tax financing (at least in part) low-income countries can address historical responsibilities.**

In high-income countries, **national redistribution** can offset the negative incidence on median emitters.

## Complementarity with others policies

The basic income increases the fiscal capacity of **low-income countries**, which **can raise taxes** to fund public services and infrastructures.

Other sources of funding (e.g. a global corporate tax) should **sustain the basic income in the long run**.

**A global wealth tax financing (at least in part) low-income countries can address historical responsibilities.**

In high-income countries, **national redistribution** can offset the negative incidence on median emitters.

The GCP fosters **national climate policies** (price, investments, subsidies, norms):

## Complementarity with others policies

The basic income increases the fiscal capacity of **low-income countries**, which **can raise taxes** to fund public services and infrastructures.

Other sources of funding (e.g. a global corporate tax) should **sustain the basic income in the long run**.

**A global wealth tax financing (at least in part) low-income countries can address historical responsibilities.**

In high-income countries, **national redistribution** can offset the negative incidence on median emitters.

The GCP fosters **national climate policies** (price, investments, subsidies, norms):

Lowering a country's emissions reduces what it pays to the rest of the world.

## Complementarity with others policies

The basic income increases the fiscal capacity of **low-income countries**, which **can raise taxes** to fund public services and infrastructures.

Other sources of funding (e.g. a global corporate tax) should **sustain the basic income in the long run**.

**A global wealth tax financing (at least in part) low-income countries can address historical responsibilities.**

In high-income countries, **national redistribution** can offset the negative incidence on median emitters.

The GCP fosters **national climate policies** (price, investments, subsidies, norms):

Lowering a country's emissions reduces what it pays to the rest of the world.

By mutualizing some decarbonization costs, national climate policies can reduce horizontal inequalities (discrepancies in private costs between individuals with similar income but different carbon footprints).

## Complementarity with others policies

The basic income increases the fiscal capacity of **low-income countries**, which **can raise taxes** to fund public services and infrastructures.

Other sources of funding (e.g. a global corporate tax) should **sustain the basic income in the long run**.

**A global wealth tax financing (at least in part) low-income countries can address historical responsibilities.**

In high-income countries, **national redistribution** can offset the negative incidence on median emitters.

The GCP fosters **national climate policies** (price, investments, subsidies, norms):

Lowering a country's emissions reduces what it pays to the rest of the world.

By mutualizing some decarbonization costs, national climate policies can reduce horizontal inequalities (discrepancies in private costs between individuals with similar income but different carbon footprints).

A **global democratic climate assembly** would be the ideal forum for climate governance.

# Implementation

Need to monitor, report and verify emissions of industrial units.

# Implementation

Need to monitor, report and verify emissions of industrial units.

Challenging to avoid fraud in countries lacking institutional capacity, but same for any climate policy.

## Implementation

Need to monitor, report and verify emissions of industrial units.

Challenging to avoid fraud in countries lacking institutional capacity, but same for any climate policy.

The GCP would provide resources and assistance from experienced countries.



## Implementation

Need to monitor, report and verify emissions of industrial units.

Challenging to avoid fraud in countries lacking institutional capacity, but same for any climate policy.

The GCP would provide resources and assistance from experienced countries.

Distributing a global basic income is challenging: need to reach everyone and avoid fraud.

## Implementation

Need to monitor, report and verify emissions of industrial units.

Challenging to avoid fraud in countries lacking institutional capacity, but same for any climate policy.

The GCP would provide resources and assistance from experienced countries.

Distributing a global basic income is challenging: need to reach everyone and avoid fraud.

Most countries maintain electoral lists and already have social programs for isolated people.

# Implementation

Need to monitor, report and verify emissions of industrial units.

Challenging to avoid fraud in countries lacking institutional capacity, but same for any climate policy.

The GCP would provide resources and assistance from experienced countries.

Distributing a global basic income is challenging: need to reach everyone and avoid fraud.

Most countries maintain electoral lists and already have social programs for isolated people.

Smartphones can provide biometric identification and means of transaction.

## Implementation

Need to monitor, report and verify emissions of industrial units.

Challenging to avoid fraud in countries lacking institutional capacity, but same for any climate policy.

The GCP would provide resources and assistance from experienced countries.

Distributing a global basic income is challenging: need to reach everyone and avoid fraud.

Most countries maintain electoral lists and already have social programs for isolated people.

Smartphones can provide biometric identification and means of transaction.

Satellite internet access might soon become cheap and ubiquitous (Hanson 2016).

## Details

**Ideal timeline:** negotiation, consultations up to 2030, phase-in between 2030 and 2035.

## Details

**Ideal timeline:** negotiation, consultations up to 2030, phase-in between 2030 and 2035.

**Scope:** ideally, all CO<sub>2</sub>. Initially, CO<sub>2</sub> from fossil fuels and cement production in large industrial units, including shipping and aviation.

## Details

**Ideal timeline:** negotiation, consultations up to 2030, phase-in between 2030 and 2035.

**Scope:** ideally, all CO<sub>2</sub>. Initially, CO<sub>2</sub> from fossil fuels and cement production in large industrial units, including shipping and aviation.

**Framework:** defines the scope, use of revenues, rules of governance, and **carbon budget** (e.g. 500 GtCO<sub>2</sub> from 2030  $\approx$   $< +2^{\circ}\text{C}$  with 67% chance).

## Details

**Ideal timeline:** negotiation, consultations up to 2030, phase-in between 2030 and 2035.

**Scope:** ideally, all CO<sub>2</sub>. Initially, CO<sub>2</sub> from fossil fuels and cement production in large industrial units, including shipping and aviation.

**Framework:** defines the scope, use of revenues, rules of governance, and **carbon budget** (e.g. 500 GtCO<sub>2</sub> from 2030  $\approx$   $< +2^{\circ}\text{C}$  with 67% chance).

**Governance:** the governing body would choose the yearly emissions quota, the market design, and possible sanctions against non-participating or non-complying entities.



## Details

**Ideal timeline:** negotiation, consultations up to 2030, phase-in between 2030 and 2035.

**Scope:** ideally, all CO<sub>2</sub>. Initially, CO<sub>2</sub> from fossil fuels and cement production in large industrial units, including shipping and aviation.

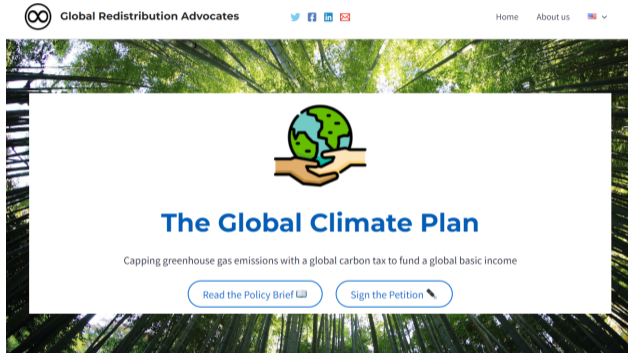
**Framework:** defines the scope, use of revenues, rules of governance, and **carbon budget** (e.g. 500 GtCO<sub>2</sub> from 2030  $\approx$   $<$   $+2^{\circ}\text{C}$  with 67% chance).

**Governance:** the governing body would choose the yearly emissions quota, the market design, and possible sanctions against non-participating or non-complying entities.

**Market design:** Carbon offsets should not be allowed. Borrowing and banking emissions permits should be limited.

# We need you!

You liked the GCP? Read, share, endorse on [global-redistribution-advocates.org](https://global-redistribution-advocates.org)!

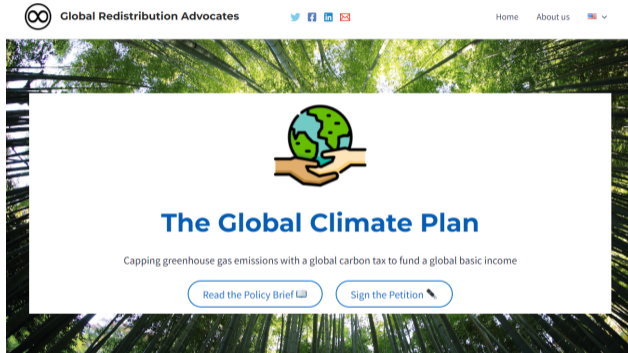


The screenshot shows the homepage of Global Redistribution Advocates. At the top left is the organization's logo, a circle with two infinity-like symbols, followed by the text "Global Redistribution Advocates". To the right are social media icons for Twitter, Facebook, LinkedIn, and Email. Further right are navigation links for "Home" and "About us", and a small flag icon with a dropdown arrow. The main content area features a background image of a forest with tall trees. In the center, there is a white box containing a logo of two hands holding a globe. Below the logo, the text "The Global Climate Plan" is displayed in a large, bold, blue font. Underneath, a subtitle reads "Capping greenhouse gas emissions with a global carbon tax to fund a global basic income". At the bottom of the white box are two buttons: "Read the Policy Brief" with a document icon and "Sign the Petition" with a signature icon.

Want to help?

# We need you!

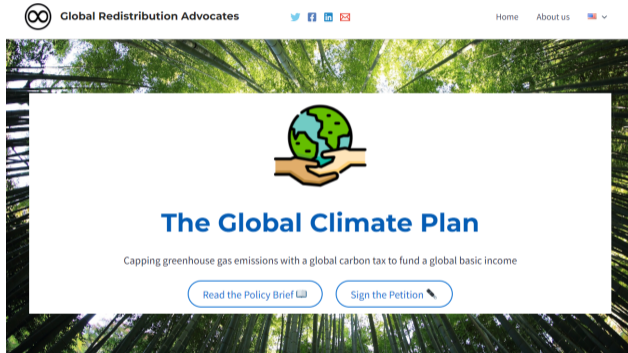
You liked the GCP? Read, share, endorse on [global-redistribution-advocates.org](https://global-redistribution-advocates.org)!



Want to help?

# We need you!

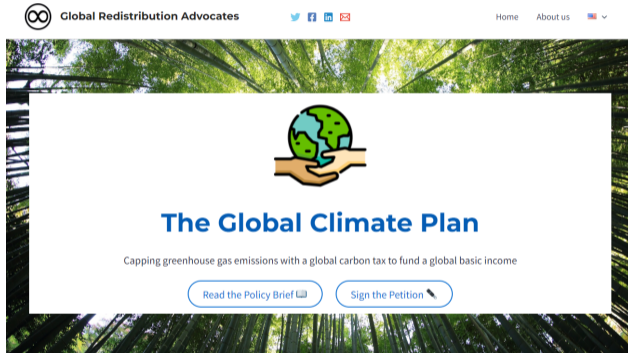
You liked the GCP? Read, share, endorse on [global-redistribution-advocates.org](https://global-redistribution-advocates.org)!



Want to help? We need specialists for the GCP's scientific committee.

# We need you!

You liked the GCP? Read, share, endorse on [global-redistribution-advocates.org](https://global-redistribution-advocates.org)!



Want to help? We need specialists for the GCP's scientific committee.

# We need you!

You liked the GCP? Read, share, endorse on [global-redistribution-advocates.org](https://global-redistribution-advocates.org)!



Want to help? We need specialists for the GCP's scientific committee.

Have comments or criticisms?

# We need you!

You liked the GCP? Read, share, endorse on [global-redistribution-advocates.org](https://global-redistribution-advocates.org)!



Want to help? We need specialists for the GCP's scientific committee.

Have comments or criticisms? Happy to take any question or remark!

# Appendix

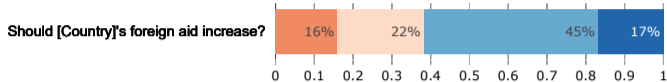


# Additional results

## Conditions for increased foreign aid [▶ Go back](#)

[Info on actual amount]. Do you support [the U.S.] transferring more money to low-income countries?

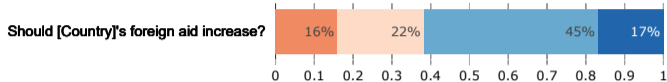
■ No, should be reduced   ■ No, should remain stable   ■ Yes, but at some conditions   ■ Yes, should be increased



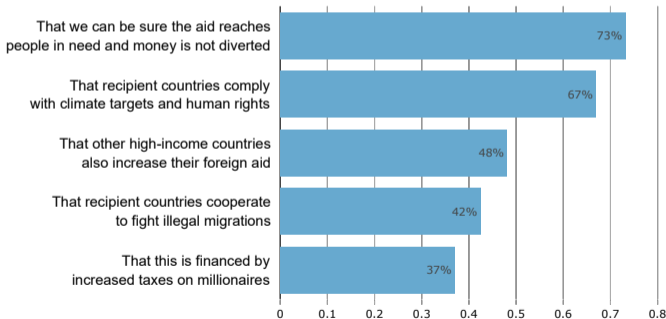
## Conditions for increased foreign aid [▶ Go back](#)

[Info on actual amount]. Do you support [the U.S.] transferring more money to low-income countries?

■ No, should be reduced   ■ No, should remain stable   ■ Yes, but at some conditions   ■ Yes, should be increased



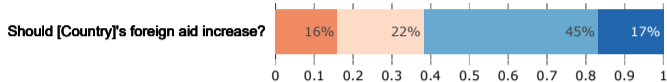
[If *at some conditions*] What conditions should be required for [the U.S.] to increase its foreign aid?



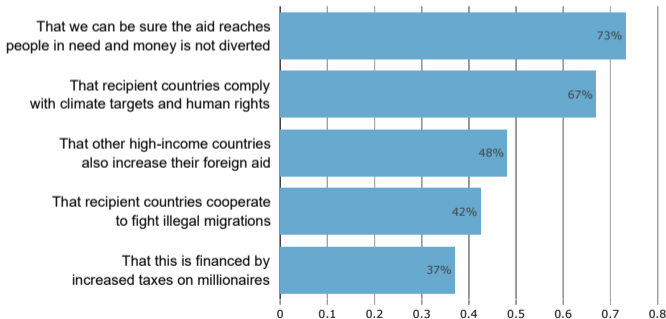
## Conditions for increased foreign aid [▶ Go back](#)

[Info on actual amount]. Do you support [the U.S.] transferring more money to low-income countries?

■ No, should be reduced   ■ No, should remain stable   ■ Yes, but at some conditions   ■ Yes, should be increased



[If *at some conditions*] What conditions should be required for [the U.S.] to increase its foreign aid?



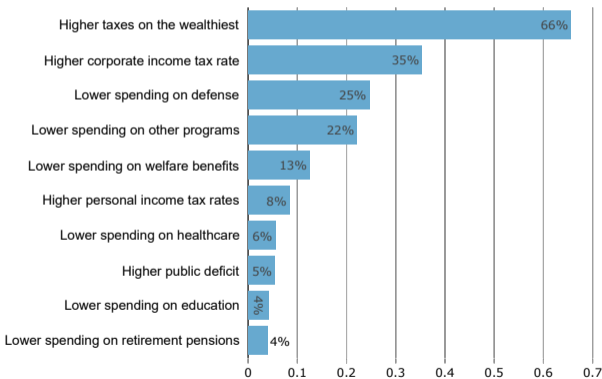
People want to help people (not oligarchs) and to foster climate action and human rights.

National preference is the main reason behind not wanting increased foreign aid.

## Preferences over public spending [▶ Go back](#)

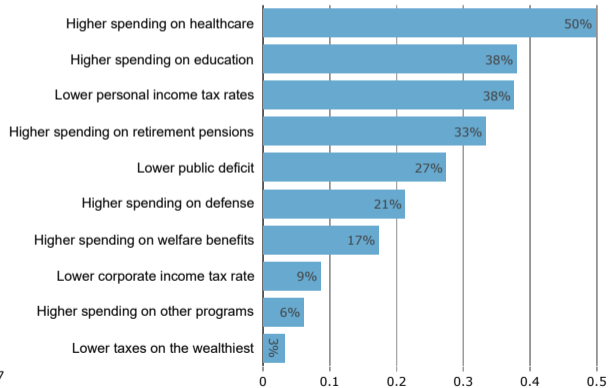
Your previous answer shows that you would like to increase [UK] foreign aid.

How would you like to finance such increase in foreign aid? (Multiple answers possible)



Your previous answer shows that you would like to reduce [UK] foreign aid.

How would you like to use the freed budget? (Multiple answers possible)



People want better public services and higher taxes on the wealthiest.

## Support for increased foreign aid [▶ Go back](#)

Actual, perceived and preferred amount of foreign aid, with random info (or not) on actual amount. (*Mean*)

	United States	Europe	France	Germany	Spain	United Kingdom
Actual foreign aid (in % of public spending)	0.4	1.1	0.8	1.3	0.5	1.7
Belief about foreign aid	4.7	2.9	2.7	2.9	2.8	3.5
Preferred foreign aid (with info)	1.8	2.7	3.4	2.9	2.1	2.5
Preferred foreign aid (no info)	4	3.9	4.7	4.4	3.1	3.4

## Support for increased foreign aid [▶ Go back](#)

Actual, perceived and preferred amount of foreign aid, with random info (or not) on actual amount. (*Mean*)

	United States	Europe	France	Germany	Spain	United Kingdom
Actual foreign aid (in % of public spending)	0.4	1.1	0.8	1.3	0.5	1.7
Belief about foreign aid	4.7	2.9	2.7	2.9	2.8	3.5
Preferred foreign aid (with info)	1.8	2.7	3.4	2.9	2.1	2.5
Preferred foreign aid (no info)	4	3.9	4.7	4.4	3.1	3.4

Support for increased foreign aid: from previous question, and directly asked (with info).

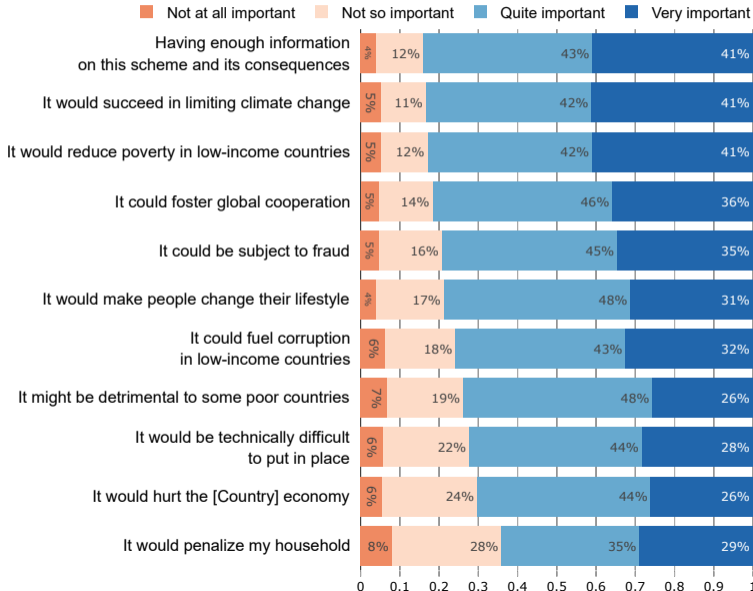
	United States	Europe	France	Germany	Spain	United Kingdom
Preferred foreign aid is at least as high as current	70	75	91	76	77	57
Preferred foreign aid is at least as high as perceived	57	74	83	79	77	58
Supports increasing foreign aid (incl. with conditions)	60	64	63	68	69	56

Actual foreign aid is overestimated.

Majorities support more foreign aid.

# Perceptions of the Global Climate Scheme [▶ Go back](#)

When determining your support or opposition to the Global climate scheme, which points are important to you?





## Conjoint analyses: interaction with other policies [Go back](#)

National climate policy (C) is as supported as the GCS, but no substitute for it.

Support for the GCS does not increase when complemented by National Redistribution.

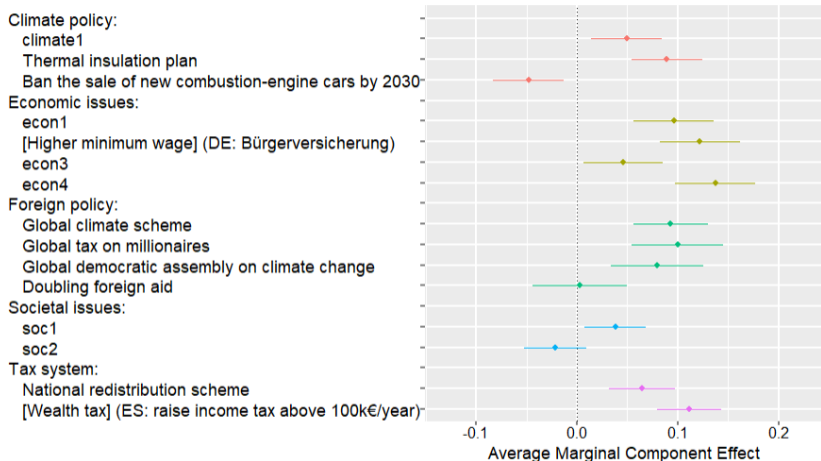
⇒ Confirms that the **monetary loss is not a primary concern** for one's attitude toward the GCS.

Among the two following bundles of policies, which one would you prefer?

		United States	Europe	France	Germany	Spain	United Kingdom
Global climate scheme (GCS)	54	76	80	71	81	74	
NR+GCS preferred to NR	55	77	79	74	79	77	
C+NR+GCS preferred to C+NR	55	74	79	71	78	68	
NR+C preferred to NR	62	84	88	83	84	82	
GCS+NR preferred to C+NR	47	52	53	53	49	52	

## Conjoint analyses: influence on preferred platform (Eu) [▶ Go back](#)

(...) Even if you do not support the Left, which of these platforms do you prefer?



Europeans prefer platforms that include the GCS and without the ban on thermal cars (a planned policy).

The effect of GCS is among the highest (wealth tax, better public services, higher minimum wage).

## Conjoint analyses: influence on preferred platform (France) [Go back](#)

France shows that there can be a **mismatch between preferred** policies (insulation plan, public services, global tax, GCS) **and enacted policies** (higher retirement age and ban on thermal cars: the least preferred).

Imaginez que la gauche ou le centre gauche gagne les prochaines élections en 2027. Voici deux programmes possibles sur lesquels elle pourrait faire campagne (...), lequel de ces programmes préférez-vous ?

### Climat:

Interdiction des véhicules les plus polluants dans les centres-villes (ZFE)

Plan pour l'isolation thermique

Interdiction de la vente de voitures thermiques neuves d'ici 2030

### Économie:

Versement du RSA aux 18-25 ans sans emploi

SMIC à 1600€ net par mois

Recul de l'âge légal de départ à la retraite à 65 ans

Hausse de 20% du financement de l'hôpital public et de l'Éducation nationale

### Politique étrangère:

Plan mondial pour le climat

Taxe mondiale sur les millionnaires

Assemblée démocratique mondiale sur le changement climatique

Doubler l'aide au développement des pays à faibles revenus

### Démocratie:

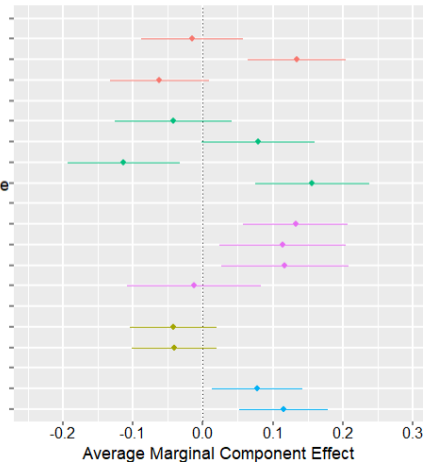
Élection des députés à la proportionnelle

Référendum d'Initiative Citoyenne (RIC)

### Fiscalité:

Plan de redistribution nationale

Rétablissement de l'impôt sur la fortune (ISF)



# Conjoint analyses: influence on preferred platform (U.S.) [Go back](#)

Endorsing the GCS is not determinant to gain the Democratic primary.

[Only on non-Republican] Imagine that at the 2024 Democratic party presidential primaries, the two main candidates campaign with the following key policies in their platforms.

Which of these candidates do you prefer?

## Climate policy:

Ban the sale of new combustion-engine cars by 2030

Coal exit

Trillion dollar investment in clean transportation infrastructure and building insulation

## Economic issues:

\$15 minimum wage

Funding affordable housing

Student loan forgiveness

Universal childcare/pre-K

## Foreign policy:

Doubling foreign aid

Global climate scheme

Global democratic assembly on climate change

Global tax on millionaires

## Societal issues:

Expanding the Supreme Court

Handgun ban

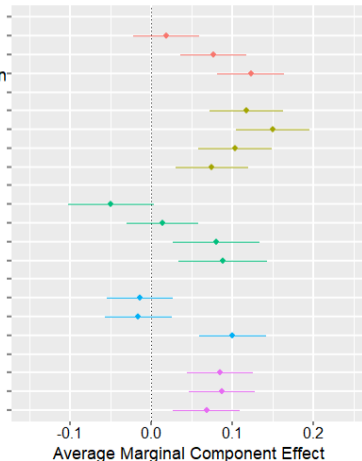
Making abortion a right at the federal level

## Tax system:

Increase corporate income tax rate from 21% to 28%

National redistribution scheme

Wealth tax



# Conjoint analyses: influence on preferred platform (Germany) [▶ Go back](#)

Endorsing the GCS is not determinant to gain the Democratic primary.

Imagine that a Rot-Rot-Grüne coalition wins the next elections. Here are two possible platforms on which the coalition may campaign (the policies in each platform are randomly drawn from a pool of credible left-wing policies).

(...) Even if you do not support the Left, which of these platforms do you prefer?

## Klimaschutz:

- Verpflichtende Solaranlagen auf allen geeigneten Dächern
- Plan zur Wärmedämmung
- Verbot des Verkaufs von Neuwagen mit Verbrennungsmotor bis 2030

## Wirtschaftspolitik:

- Erhöhung des Regelsatzes des Bürgergelds auf bis zu 600€ pro Monat
- Bürgerversicherung als gerechtere Sozialversicherung
- Staatsschuldenquote auf unter 60% reduzieren
- Investitionen für Gigabit-Netzwerke bereitstellen

## Außenpolitik:

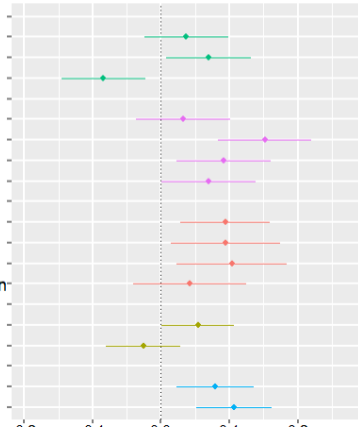
- Globales Klimaprogramm
- Globale Steuer auf Millionäre
- Globale demokratische Versammlung zum Klimawandel
- Verdoppelung der Mittel für die Entwicklungshilfe in einkommensschwachen Ländern

## Gesellschaft:

- Volksentscheid auf Bundesebene
- Cannabis-Legalisierung

## Steuerpolitik:

- Nationales Umverteilungsprogramm
- Die Vermögenssteuer wieder in Kraft setzen



## Conjoint analyses: influence on preferred platform (Spain) [Go back](#)

Endorsing the GCS is not determinant to gain the Democratic primary.

Imagine that the PSOE wins the next elections. Here are two possible platforms on which it may campaign (the policies in each platform are randomly drawn from a pool of credible PSOE policies).

(...) Even if you do not support the PSOE, which of these platforms do you prefer?

### Política climática:

100% de electricidad producida con energías renovables en 2040

Plan de aislamiento térmico

Prohibir la venta de coches nuevos con motor de combustión para 2030

### Asuntos económicos:

Más necesidades sanitarias dentro del sistema público (cuidado dental, gafas, salud mental)

Ingreso Básico Garantizado de 600€ al mes

Jornada laboral de 34 horas semanales

Inversión en el sistema educativo y universalización de la educación preescolar

### Política exterior:

Plan climático global

Impuesto mundial a los millonarios

Asamblea democrática mundial sobre el cambio climático

Duplicar la ayuda exterior a los países de renta baja

### Asuntos sociales:

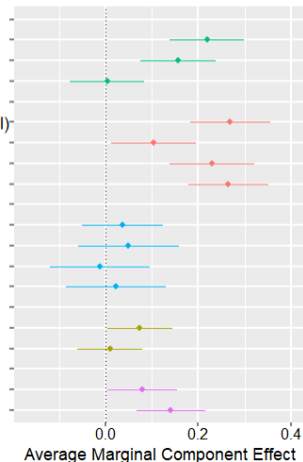
Reformar la ley electoral para hacer el Senado más proporcional

Abolición de la prostitución

### Sistema fiscal:

Plan de redistribución nacional

Aumentar los impuestos sobre las rentas superiores a 100.000 euros anuales



“you have 100 points that you can allocate to different policies. The more you give points to a policy, the more you support it.

How do you allocate the points among the following policies?”

[6 policies taken at random]

GCS is as prioritized as the average policy, or even more in France and Germany.

It is more prioritized than some planned climate policies, like the ban on thermal cars.

The global tax on millionaires is among the most prioritized measures.

It as prioritized as a national wealth tax, if not more.

Most prioritized are better public services and a higher minimum wage.

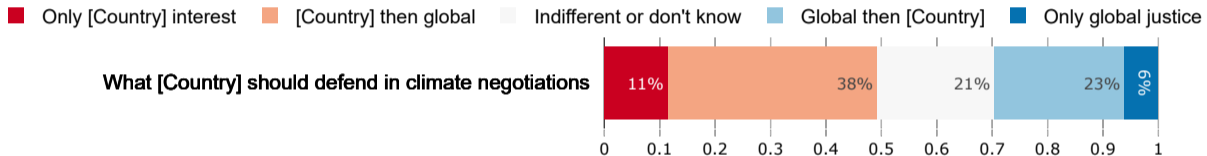
## Prioritization [▶ Go back](#)

Mean number of points

	United States	Europe	France	Germany	Spain	United Kingdom
econ1	13	21	10	14	35	31
econ2: [Higher minimum wage] (DE: Bürgerversicherung)	23	22	25	21	22	23
econ3	21	15	13	18	17	13
econ4	28	22	27	17	24	20
soc1	10	17	13	17	12	21
soc2	13	9	14	8	10	8
climate1	14	15	11	18	20	12
climate2: Thermal insulation plan (US: also transport)	20	18	22	19	15	17
climate3: Ban the sale of new combustion–engine cars by 2030	11	9	8	8	9	11
tax1: National redistribution scheme	14	15	16	15	15	15
tax2: Wealth tax (ES: raise tax on top incomes)	19	19	21	18	17	19
foreign1: Global climate scheme	15	20	20	23	16	17
foreign2: Global tax on millionaires	21	20	20	23	19	20
foreign3: Global democratic assembly on climate change	15	15	15	17	14	13
foreign4: Doubling foreign aid	9	11	13	14	9	8

## International climate negotiations [▶ Go back](#)

In international climate negotiations, would you prefer [U.S.] diplomats to defend [U.S.] interests or global justice?



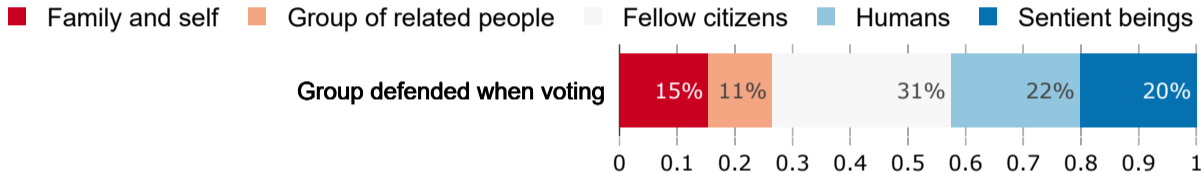
The typical answer is to defend one's country's "interests, to the extent it respects global justice."

Only one eighth wants to defend one's country's "interests, even if it goes against global justice."



## Group defended [▶ Go back](#)

What group do you defend when you vote?



The most defended group is one's fellow citizens.

40% are universalist, i.e. defend all humans or sentient beings.

## Biggest issues [▶ Go back](#)

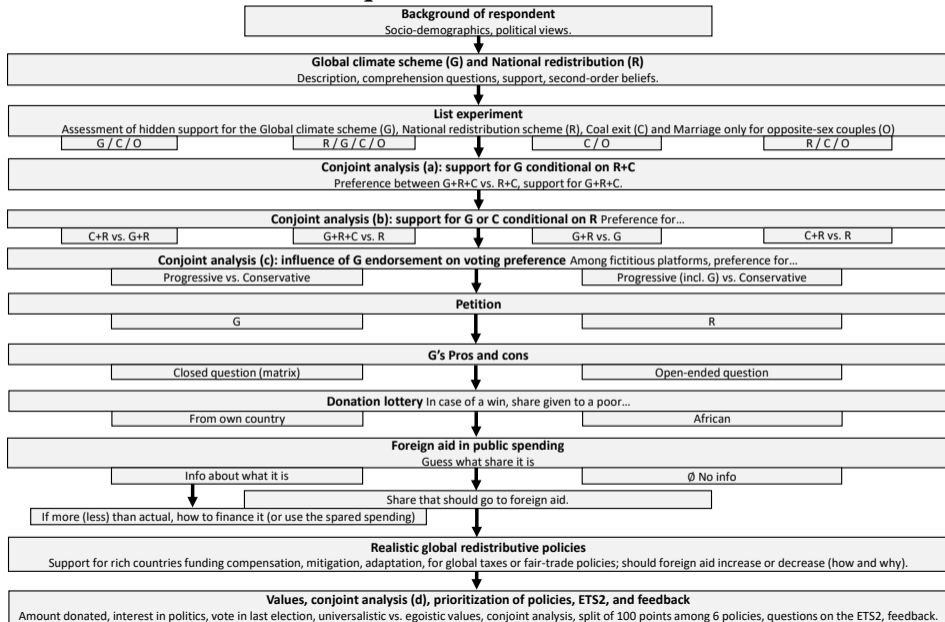
To what extent do you think the following issues are a problem? *5-Likert scale*  
(Mean of answers recoded in [-2, +2])

	United States	Europe	France	Germany	Spain	United Kingdom
Income inequality in [Country]	0.3	0.4	0.4	0.4	0.7	0.4
Climate change	0.5	0.8	0.8	0.7	0.8	0.7
Global poverty	0.3	0.5	0.5	0.6	0.9	0.4

People rank these the importance of these 3 issues as follows:

1. Climate change
2. Global poverty
3. Income inequality in their country

# Eu questionnaire [▶ Go back](#)



# Descriptive statistics

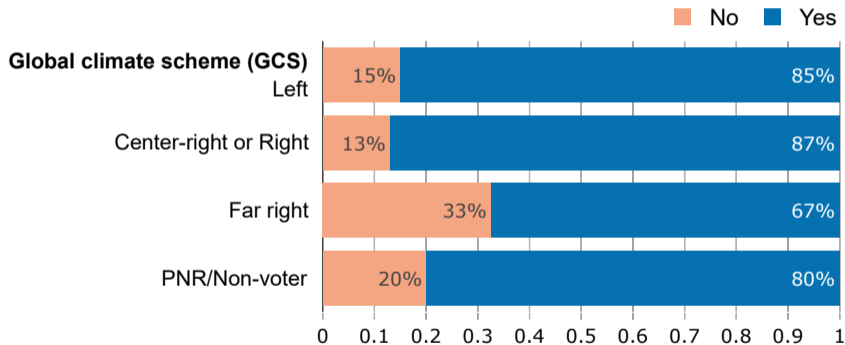
## Main attitudes by vote [▶ Go back](#)

Main attitudes by vote (“Right” spans from Center-right to Far right). (Relative support in percent)

	Europe Left	Europe PNR/Non-voter	Europe Right	U.S. Left	U.S. PNR/Non-voter	U.S. Right
Support for the GCS	85	72	71	74	53	26
Global tax on millionaires	94	83	76	85	71	40
Sharing half of global tax with low-income countries	61	52	45	55	67	41
A maximum wealth limit of \$10 billion (US) / €100 million (Eu) for each human	73	65	52	62	49	23
High-income countries funding renewable energy in low-income countries	93	79	74	87	70	38
[Country]'s foreign aid should be increased	93	83	72	92	81	48
Universalist	56	48	26	53	49	23

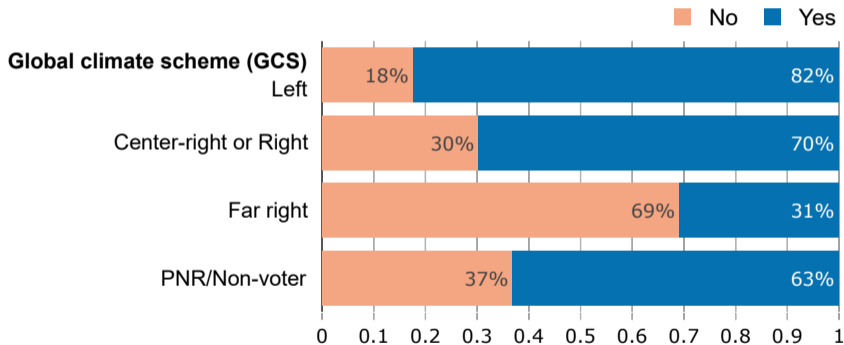
## Main attitudes by vote [▶ Go back](#)

### Main attitudes by vote in France



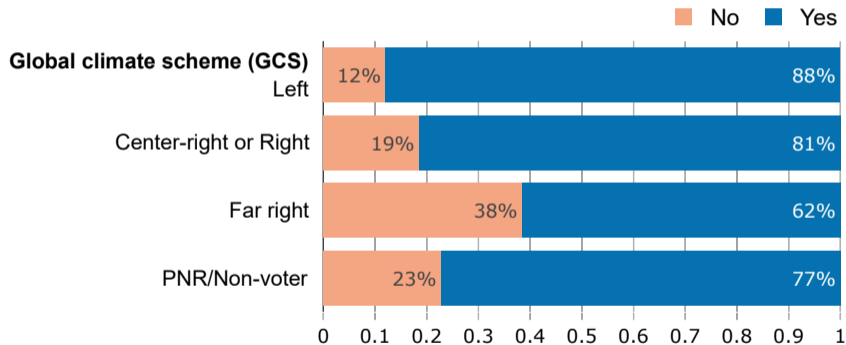
## Main attitudes by vote [▶ Go back](#)

### Main attitudes by vote in Germany



## Main attitudes by vote [▶ Go back](#)

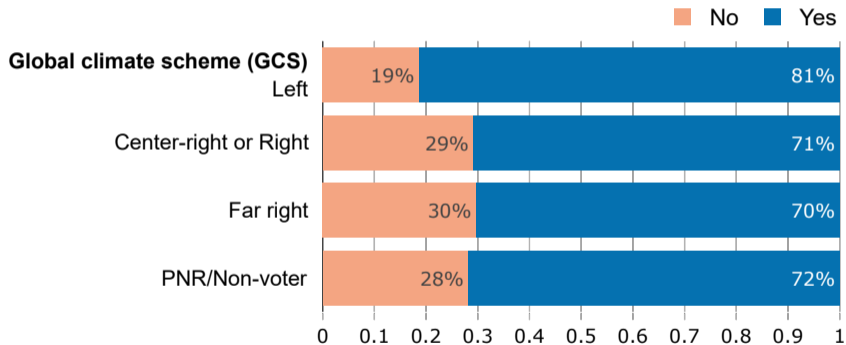
### Main attitudes by vote in Spain





## Main attitudes by vote [▶ Go back](#)

### Main attitudes by vote in the UK



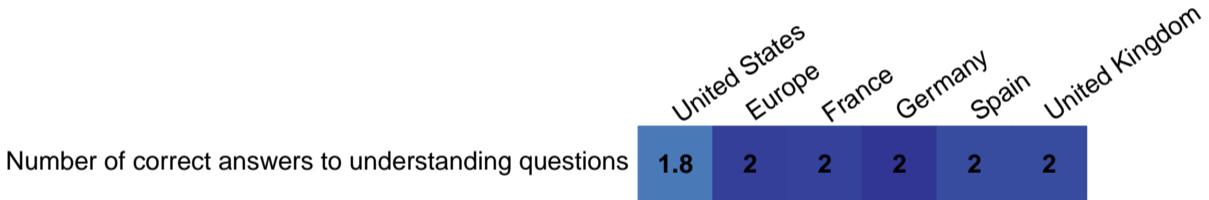
## Comprehension of the policies

Correct answers to comprehension questions (in percent). [▶ Go back](#)

	United States	Europe	France	Germany	Spain	United Kingdom
With NR, typical [country] people win and richest lose	68	73	76	73	73	70
With GCS, typical [country] people lose and poorest humans win	60	68	62	72	67	67
With GCS+NR, typical [country] people neither win nor lose	54	60	63	59	57	61

# Comprehension of the policies

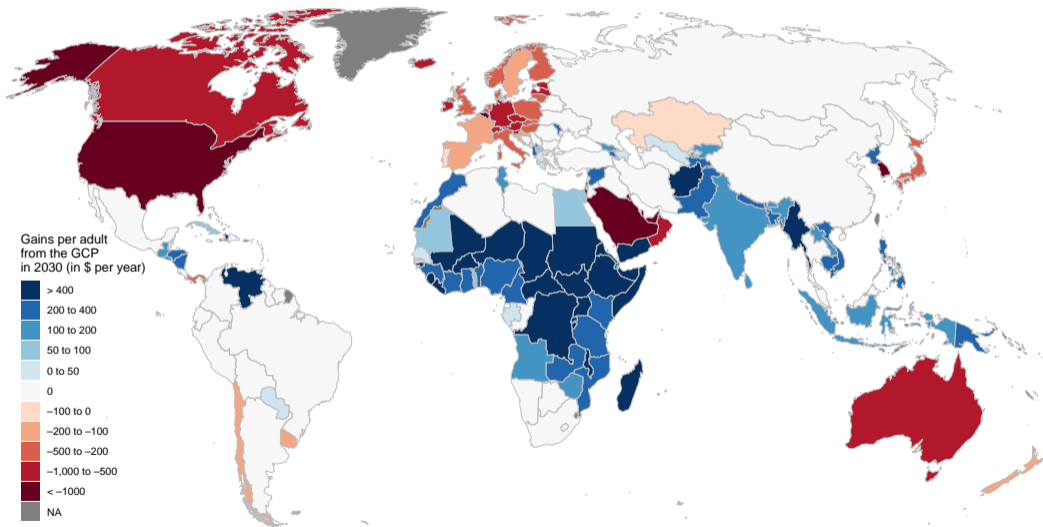
Number of correct answers to comprehension questions (mean). [▶ Go back](#)



# Distributive effects of the Global Climate Plan

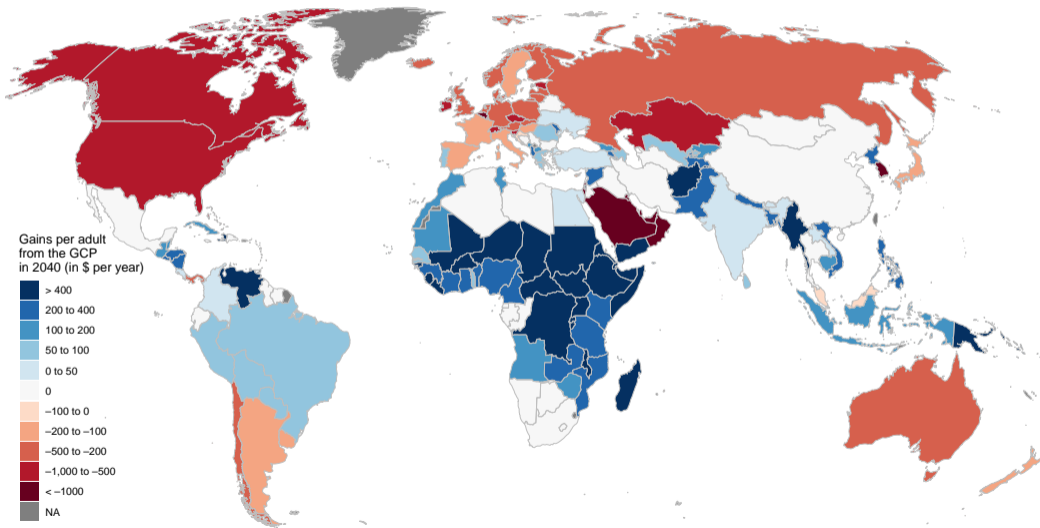
# Distributive effects of the Global Climate Plan [Go back](#)

Distributive effects of the Global Climate Plan in 2030.



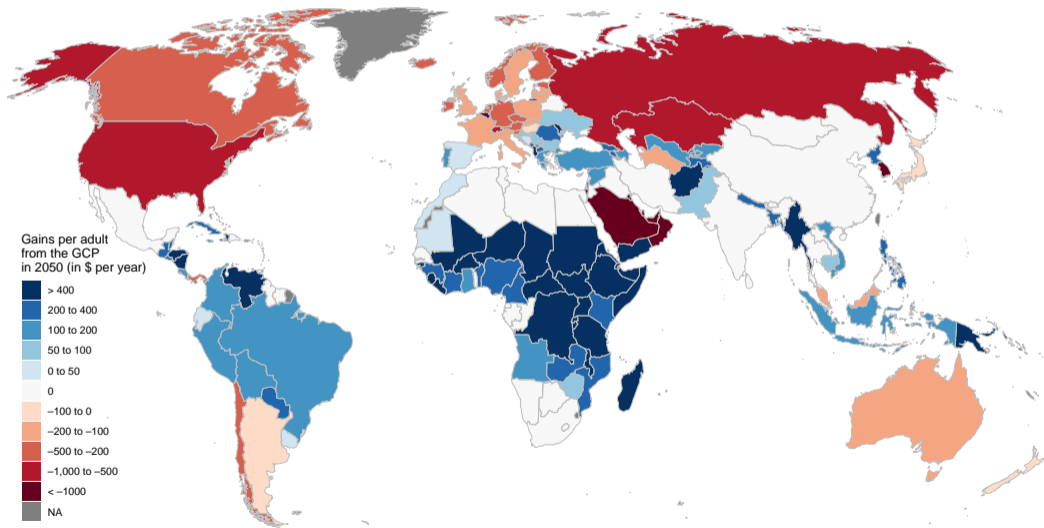
## Distributive effects of the Global Climate Plan [Go back](#)

Distributive effects of the Global Climate Plan in 2040.



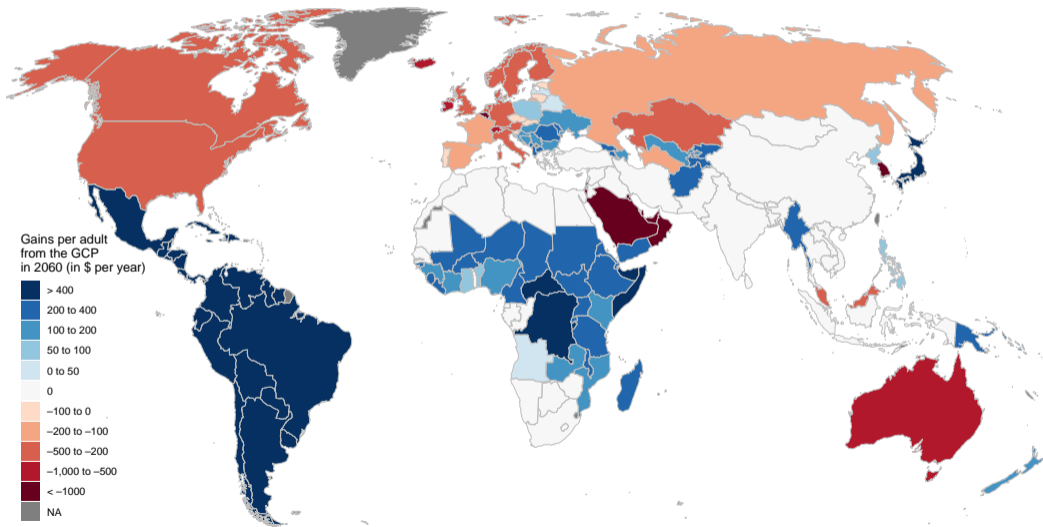
## Distributive effects of the Global Climate Plan [Go back](#)

Distributive effects of the Global Climate Plan in 2050.



## Distributive effects of the Global Climate Plan [Go back](#)

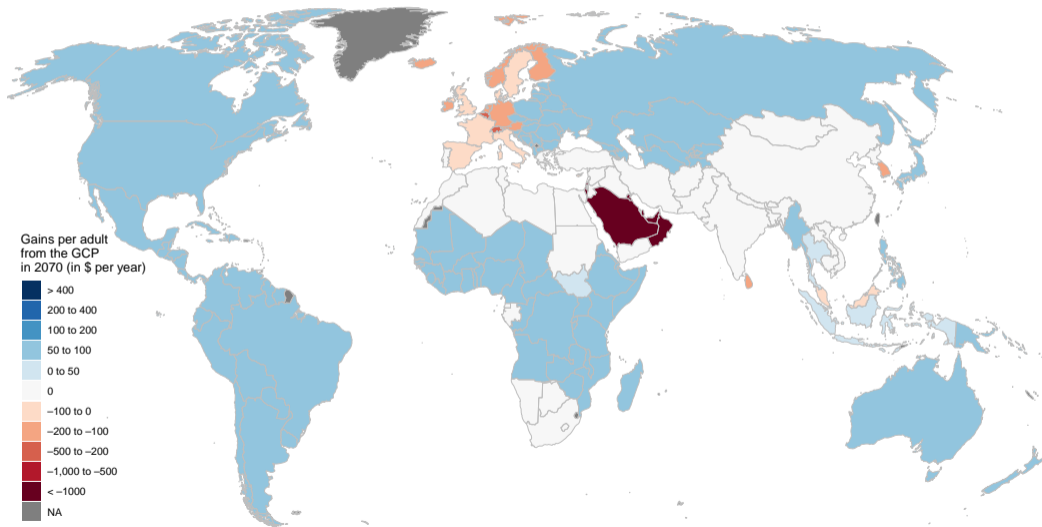
Distributive effects of the Global Climate Plan in 2060.





## Distributive effects of the Global Climate Plan [Go back](#)

Distributive effects of the Global Climate Plan in 2070.



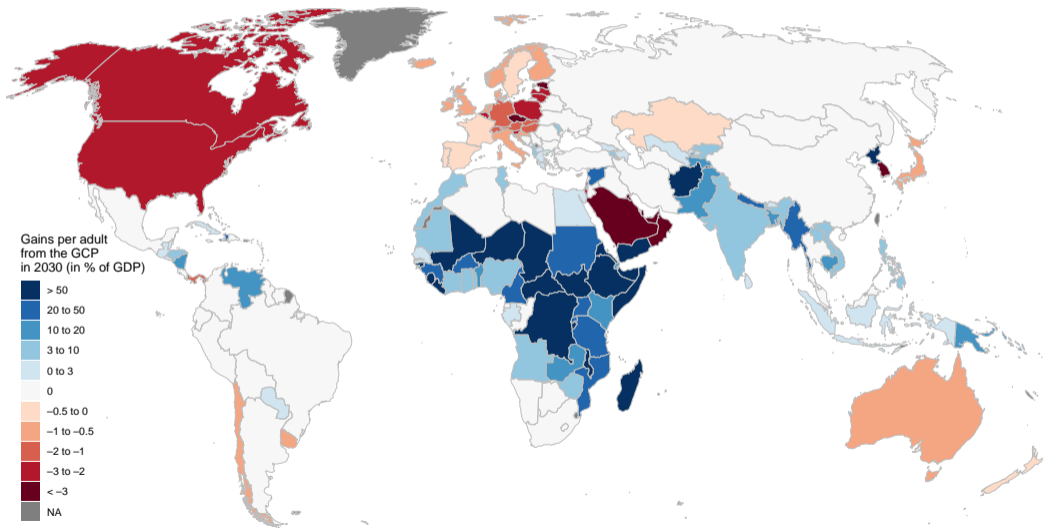
# Distributive effects of the Global Climate Plan [Go back](#)

Distributive effects of the Global Climate Plan in 2080.



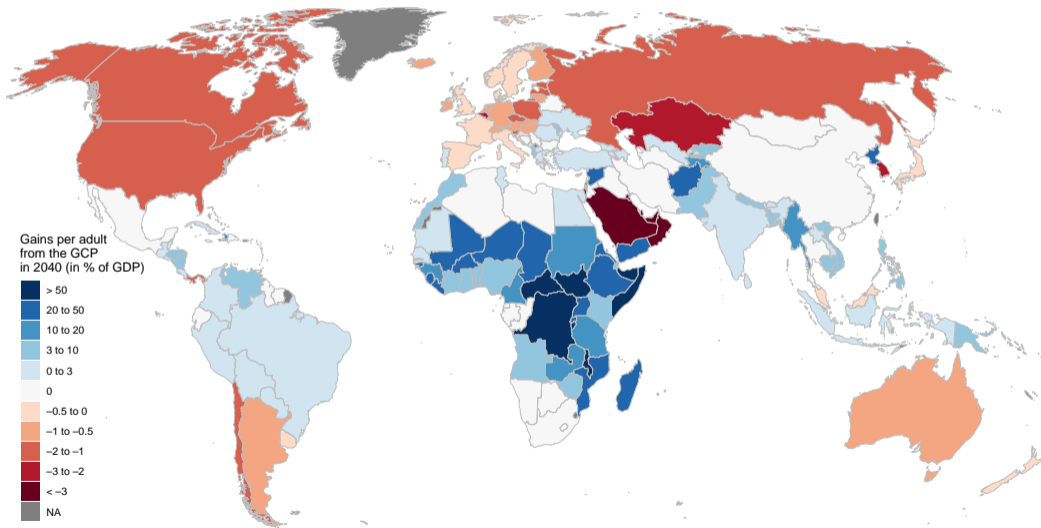
## Distributive effects of the Global Climate Plan [Go back](#)

Distributive effects of the Global Climate Plan in 2030.



## Distributive effects of the Global Climate Plan [Go back](#)

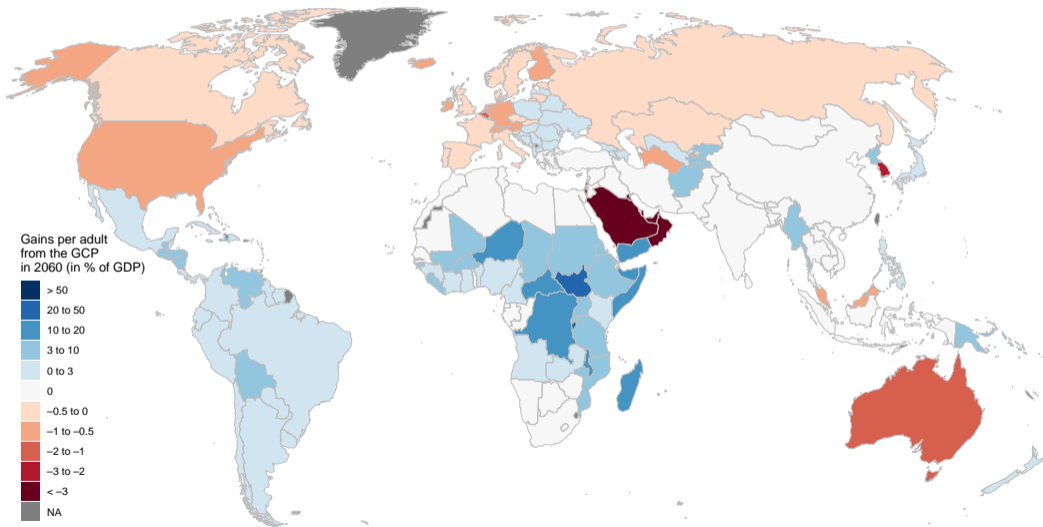
Distributive effects of the Global Climate Plan in 2040.





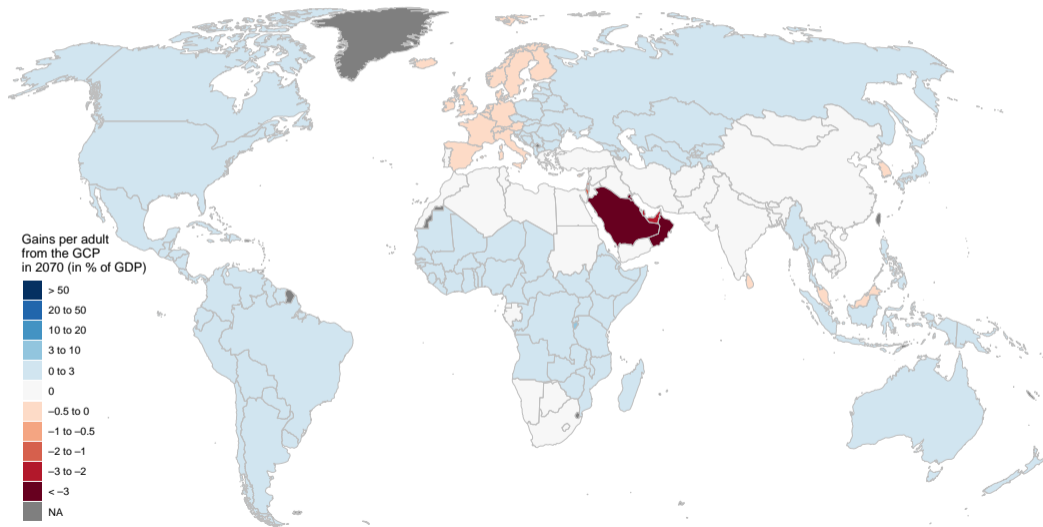
# Distributive effects of the Global Climate Plan [Go back](#)

Distributive effects of the Global Climate Plan in 2060.



# Distributive effects of the Global Climate Plan [Go back](#)

Distributive effects of the Global Climate Plan in 2070.



# Distributive effects of the Global Climate Plan [Go back](#)

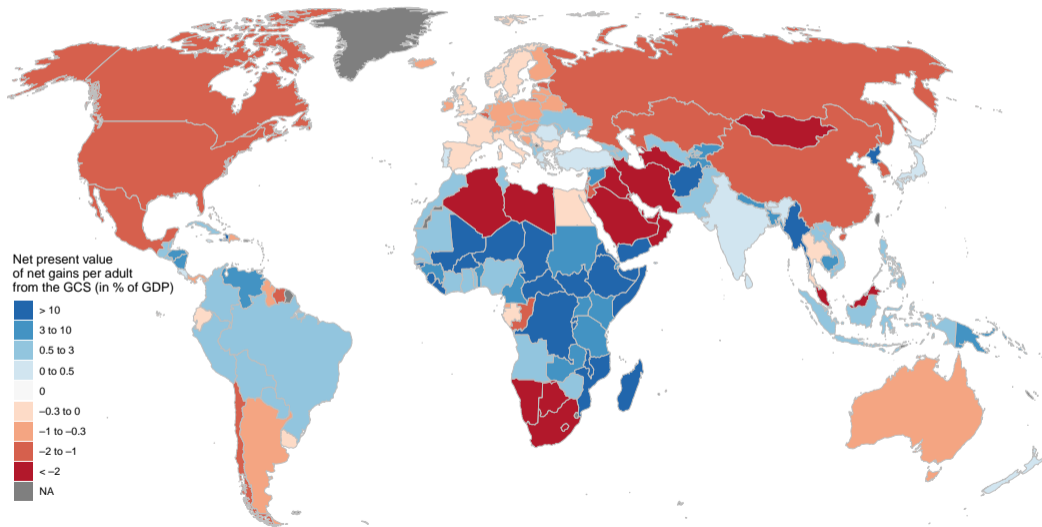
Distributive effects of the Global Climate Plan in 2080.





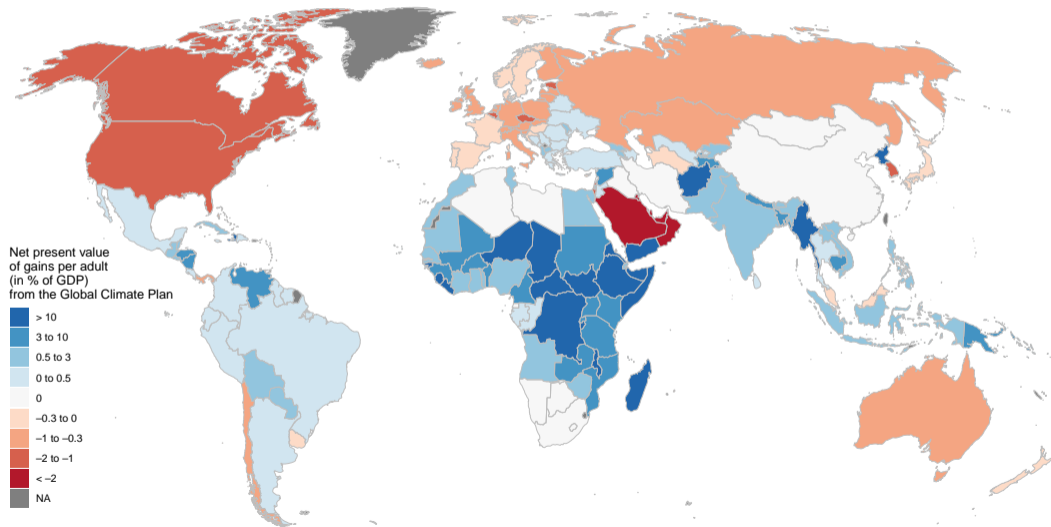
# Distributive effects of the Global Climate Plan [Go back](#)

Distributive effects of the Global Climate *Scheme*.



# Distributive effects of the Global Climate Plan [Go back](#)

Distributive effects of the Global Climate *Plan*.



OECD

# Relative support for national policies [▶ Go back](#)



## Support for Main Climate Policies

Green infrastructure program

Ban on combustion-engine cars

Carbon tax with cash transfers

Country	Australia	Canada	Denmark	France	Germany	Italy	Japan	Poland	South Korea	Spain	United Kingdom	United States	Brazil	China	India	Indonesia	Mexico	South Africa	Turkey	Ukraine		
Green infrastructure program	79	68	77	76	77	58	94	78	82	95	86	78	71	93	90	98	91	97	94	89	92	87
Ban on combustion-engine cars	56	50	61	49	39	40	74	59	56	73	62	60	55	81	77	95	86	88	76	70	83	70
Carbon tax with cash transfers	56	50	60	45	45	39	72	60	55	79	59	55	52	79	70	96	85	89	71	73	73	63

## Support for Other Climate Policies

Subsidies to low-carbon technologies

Mandatory and subsidized insulation of buildings

Ban on polluting cars in city centers

Funding clean energy in low-income countries

Ban on combustion-engine cars w. alternatives available

Tax on flying (+20%)

Tax on fossil fuels (\$45/tCO<sub>2</sub>)

Country	Australia	Canada	Denmark	France	Germany	Italy	Japan	Poland	South Korea	Spain	United Kingdom	United States	Brazil	China	India	Indonesia	Mexico	South Africa	Turkey	Ukraine		
Subsidies to low-carbon technologies	87	82	86	89	76	84	96	91	91	93	87	90	78	90	86	94	84	94	87	93	90	90
Mandatory and subsidized insulation of buildings	84	86	83	84	81	77	90	83	88	95	86	89	71	90	98				91	87	83	
Ban on polluting cars in city centers	75	70	76	78	69	67	89	85	78	71	73	80	65	85	78	93	87	96	85	82	72	78
Funding clean energy in low-income countries	75	68	71	75	67	69	91	80	80	80	81	72	66	89	77	93	88	93	92	90	83	91
Ban on combustion-engine cars w. alternatives available	64	52	63	53	59	53	81	72	61	80	65	66	62	82	73	96	84	87	78	77	82	77
Tax on flying (+20%)	57	45	58	70	56	64	57	65	59	56	53	59	44	66	48	86	78	82	63	52	57	49
Tax on fossil fuels (\$45/tCO <sub>2</sub> )	46	45	50	50	38	40	49	47	37	58	46	53	42	61	43	81	78	71	50	48	72	37

## Support for Carbon Tax With:

Subsidies to low-carbon tech.

Funding environmental infrastructures

Reduction in personal income taxes

Reduction in the public deficit

Cash transfers to the poorest households

Tax rebates for the most affected firms

Cash transfers to constrained households

Reduction in corporate income taxes

Equal cash transfers to all households

Country	Australia	Canada	Denmark	France	Germany	Italy	Japan	Poland	South Korea	Spain	United Kingdom	United States	Brazil	China	India	Indonesia	Mexico	South Africa	Turkey	Ukraine		
Subsidies to low-carbon tech.	85	80	67	84	83	88	94	92	89	97	86	87	75	92	93	98	87	97	91	92	88	89
Funding environmental infrastructures	85	80	68	83	88	83	92	90	87	94	88	85	77	92	92	96	89	96	92	94	89	90
Reduction in personal income taxes	79	73	66	60	80	80	92	88	87	88	83	76	69	87	86	95	84	91	86	85	85	87
Reduction in the public deficit	78	74	61	67	79	73	90	80	82	83	86	78	74	89	84	95	90	96	87	90	81	83
Cash transfers to the poorest households	71	70	64	60	71	69	87	75	65	78	75	77	62	86	81	97	83	95	77	77	93	79
Tax rebates for the most affected firms	71	64	61	59	71	53	89	75	80	86	74	68	63	82	77	96	85	92	69	83	74	79
Cash transfers to constrained households	70	70	59	58	73	66	84	71	62	81	74	77	62	83	77	93	82	92	72	76	86	81
Reduction in corporate income taxes	55	43	46	40	56	41	82	57	73	74	68	40	42	79	74	88	78	88	82	72	78	64
Equal cash transfers to all households	54	52	52	40	60	46	63	62	55	63	56	50	55	77	58	91	81	91	73	70	75	67

## Support for Cattle-Related Policies

Subsidies on organic and local vegetables

Ban of intensive cattle farming

Removal of subsidies for cattle farming

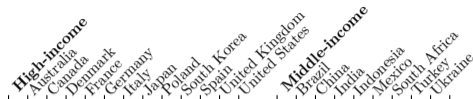
A high tax on cattle products, doubling beef prices

Country	Australia	Canada	Denmark	France	Germany	Italy	Japan	Poland	South Korea	Spain	United Kingdom	United States	Brazil	China	India	Indonesia	Mexico	South Africa	Turkey	Ukraine		
Subsidies on organic and local vegetables	75	59	69	72	73	74	90	72	89	84	78	70	64	82	77	96		90	72	72	91	69
Ban of intensive cattle farming	57	44	56	40	69	66	81	31	60	66	54	66	51	51	49	80		61	59	36	42	31
Removal of subsidies for cattle farming	49	44	51	43	41	61	65	26	50	52	52	54	55	54	60	78		71	65	38	36	31
A high tax on cattle products, doubling beef prices	39	31	36	37	37	53	51	26	43	38	37	42	39	46	41	64		64	45	38	32	29

Support in high-income countries: Global tax and dividend  $\lesssim$  National tax and dividend  $<$  Global quota and dividend

# Absolute support for global policies [▶ Go back](#)

Share of support (somewhat or strongly) for the main global policies among non-*indifferent*.



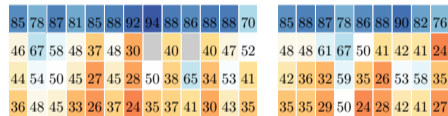
## Level at which climate policies are needed (Multiple choice question)

Global

Federal/Continental

State/National

Local



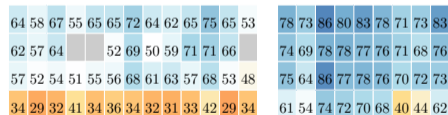
## Global climate policies (5-Likert scale)

Global tax on millionaires to finance low-income countries

Global carbon budget (+2°C) divided in tradable country shares

Global democratic assembly on climate change

Global tax on GHG financing a global basic income



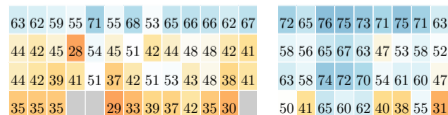
## Burden sharing preferences for the global carbon budget (5-Likert)

Emission share should be in proportion to population\*

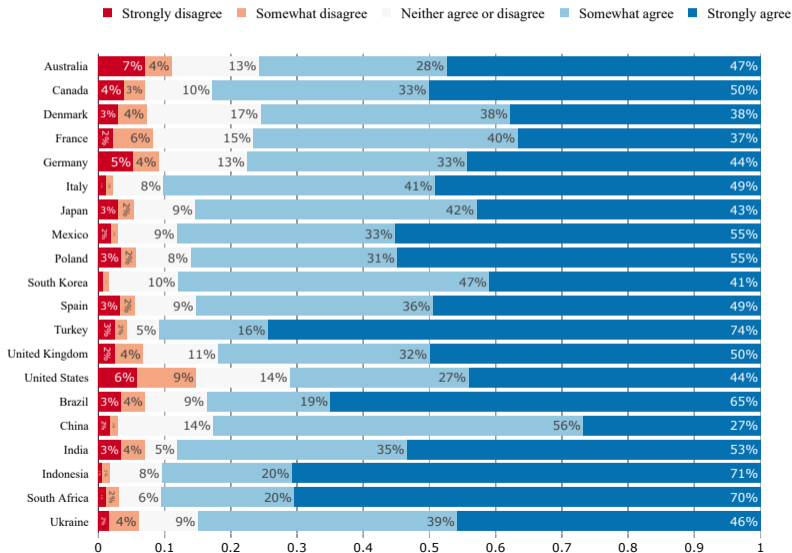
Countries that have emitted more since 1990 should receive a lower share\*

Countries that will be hurt more by CC should receive a higher share\*

Emission share should be in proportion to current emissions



Do you agree or disagree with the following statement: “[country] should take measures to fight climate change.” [▶ Go back](#)

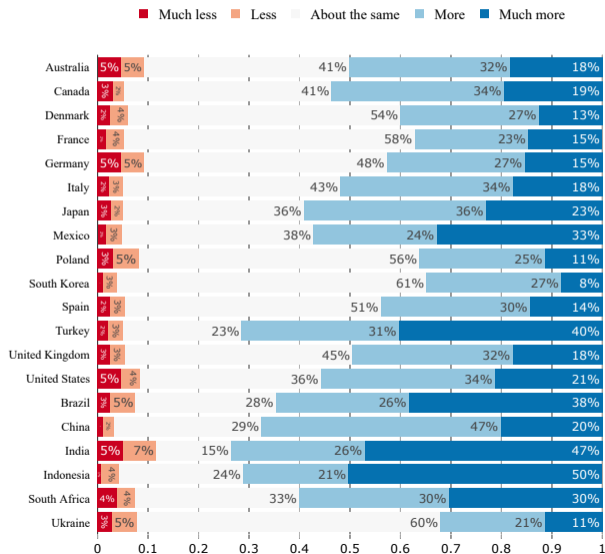


At which level(s) do you think public policies to tackle climate change need to be put in place? (Multiple answers are possible) [▶ Go back](#)

	High-income	Australia	Canada	Denmark	France	Germany	Italy	Japan	Poland	South Korea	Spain	United Kingdom	United States	Middle-income	Brazil	China	India	Indonesia	Mexico	South Africa	Turkey	Ukraine
Level of climate policies needed: global	85	78	87	81	85	88	92	94	88	86	88	88	70	85	88	87	78	86	88	90	82	76
Level of climate policies needed: federal/continental	46	67	58	48	37	48	30	NA	40	NA	40	47	52	48	48	61	67	50	41	42	41	24
Level of climate policies needed: state/national	44	54	50	45	27	45	28	50	38	65	34	53	41	42	36	32	59	35	26	53	58	35
Level of climate policies needed: local	36	48	45	33	26	37	24	35	37	41	30	43	35	35	35	29	50	24	28	42	41	27

# How should [country] climate policies depend on what other countries do?

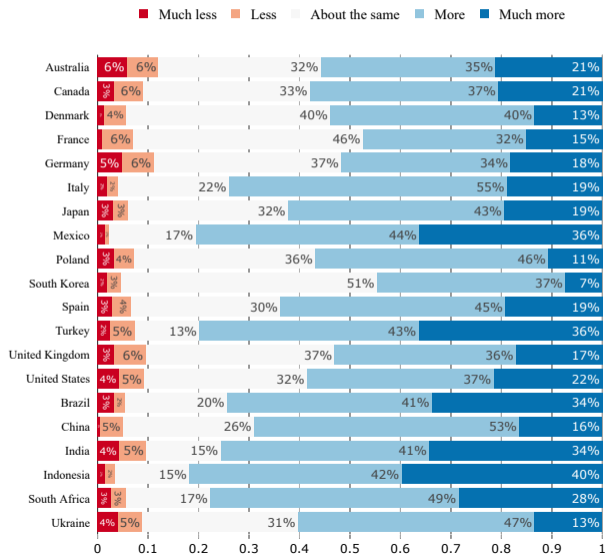
If other countries do more, [country] should do... [▶ Go back](#)





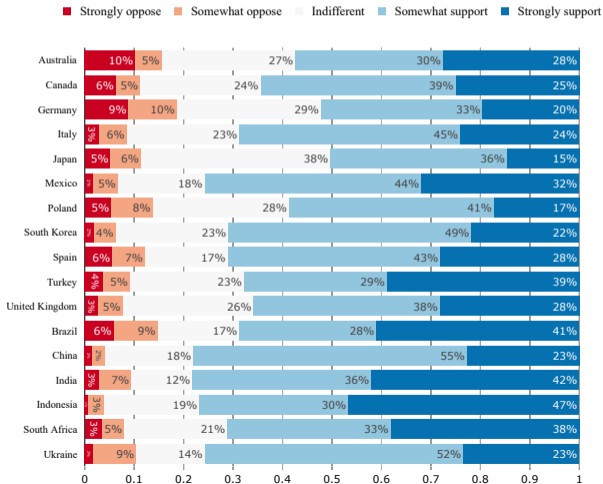
# How should [country] climate policies depend on what other countries do?

If other countries do less, [country] should do... [▶ Go back](#)



[Question non posée aux U.S., au Danemark et en France] All countries have signed the Paris agreement that aims to contain global warming “well below +2 °C”. To limit global warming to this level, there is a maximum amount of greenhouse gases we can emit globally, called the carbon budget. Each country could aim to emit less than a share of the carbon budget. To respect the global carbon budget, countries that emit more than their national share would pay a fee to countries that emit less than their share.

Do you support such a policy? [▶ Go back](#)



[\*Question not asked in the U.S., Denmark and France, answers to a similar question are displayed]

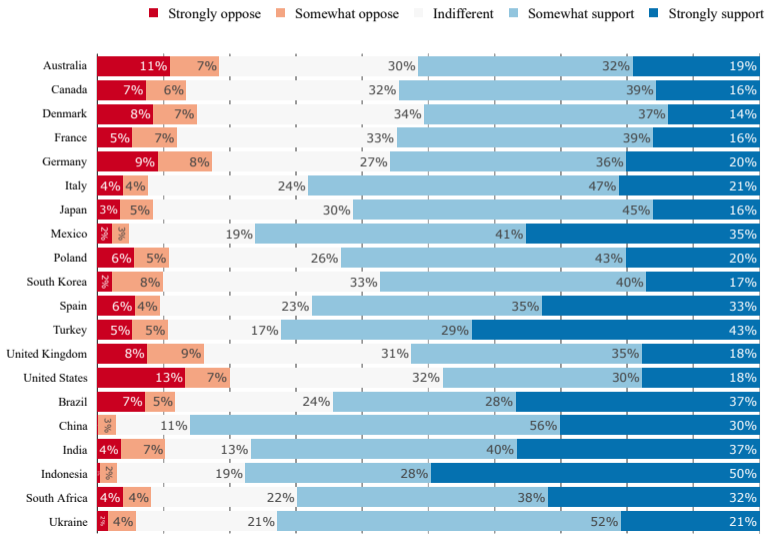
Suppose the above policy is in place. How should the carbon budget be divided among countries?

The emission share of a country should be proportional to its population, so that each human has an equal right to emit.; The emission share of a country should be proportional to its current emissions, so that those who already emit more have more rights to emit.; Countries that have emitted more over the past decades (from 1990 onwards) should receive a lower emission share, because they have already used some of their fair share.; Countries that will be hurt more by climate change should receive a higher emission share, to compensate them for the damages.

Percentage of support (somewhat or strong) among: *Strongly oppose; Somewhat oppose; Neither support nor oppose; Somewhat support; Strongly support* [▶ Go back](#)

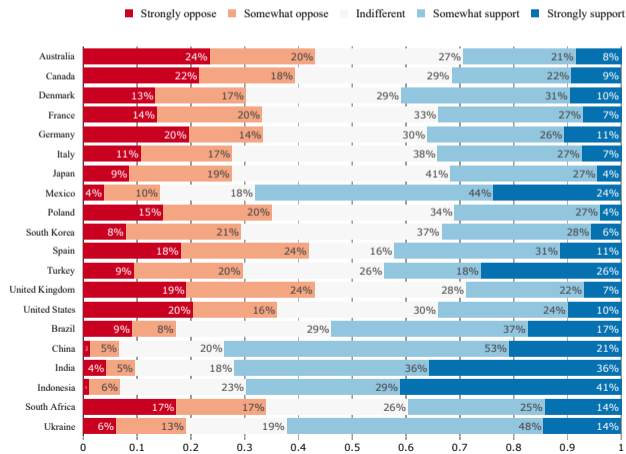
	High-income	Australia	Canada	Denmark*	France*	Germany	Italy	Japan	Poland	South Korea	Spain	United Kingdom	United States*	Middle-income	Brazil	China	India	Indonesia	Mexico	South Africa	Turkey	Ukraine
Emission share should be in proportion to population*	63	62	59	55	71	55	68	53	65	66	66	62	67	72	65	76	75	73	71	75	71	63
Emission share should be in proportion to current emissions	35	35	35	NA	NA	29	33	39	37	42	35	30	NA	50	41	65	60	62	40	38	55	31
Countries that have emitted more since 1990 should receive a lower share*	44	42	45	28	54	45	51	42	44	48	48	42	41	58	56	65	67	63	47	53	58	52
Countries that will be hurt more by CC should receive a higher share*	44	42	39	41	51	37	42	51	53	43	48	38	41	63	58	74	72	70	54	61	60	47

Do you support or oppose establishing a global democratic assembly whose role would be to draft international treaties against climate change? Each adult across the world would have one vote to elect members of the assembly. [▶ Go back](#)

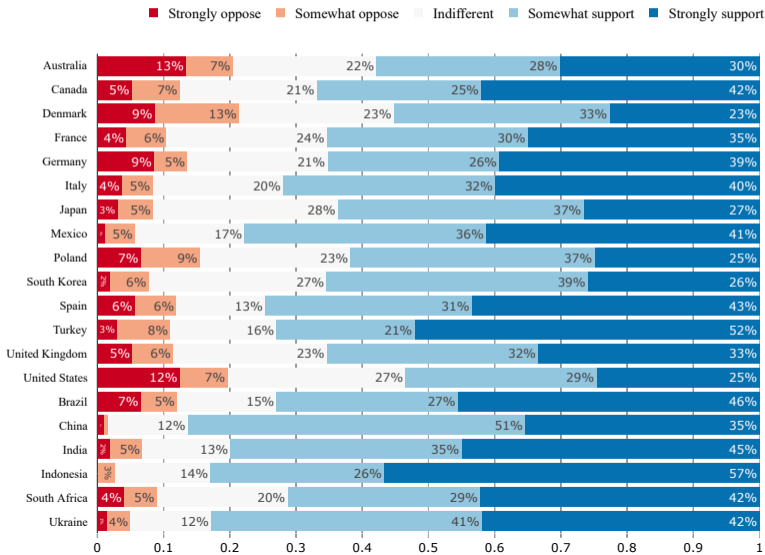


Imagine the following policy: a global tax on greenhouse gas emissions funding a global basic income. Such a policy would progressively raise the price of fossil fuels (for example, the price of gasoline would increase by [40 cents per gallon] in the first years). Higher prices would encourage people and companies to use less fossil fuels, reducing greenhouse gas emissions. Revenues from the tax would be used to finance a basic income of [\$30] per month to each human adult, thereby lifting the 700 million people who earn less than \$2/day out of extreme poverty. The average British person would lose a bit from this policy as they would face [\$130] per month in price increases, which is higher than the [\$30] they would receive.

Do you support or oppose such a policy? [▶ Go back](#)



Do you support or oppose a tax on all millionaires around the world to finance low-income countries that comply with international standards regarding climate action? This would finance infrastructure and public services such as access to drinking water, healthcare, and education. [▶ Go back](#)



# Synthèse : Pourcentage de réponses positive (e.g. Plutôt/Très favorable). [▶ Go back](#)

	High-income	Australia	Canada	Denmark*	France*	Germany	Italy	Japan	Poland	South Korea	Spain	United Kingdom	United States*	Middle-income	Brazil	China	India	Indonesia	Mexico	South Africa	Turkey	Ukraine
Level of climate policies needed: global	85	78	87	81	85	88	92	94	88	86	88	88	70	85	88	87	78	86	88	90	82	76
Level of climate policies needed: federal/continental	46	67	58	48	37	48	30	NA	40	NA	40	47	52	48	48	61	67	50	41	42	41	24
Level of climate policies needed: state/national	44	54	50	45	27	45	28	50	38	65	34	53	41	42	36	32	59	35	26	53	58	35
Level of climate policies needed: local	36	48	45	33	26	37	24	35	37	41	30	43	35	35	35	29	50	24	28	42	41	27
If other do more, [country] should do more	46	50	53	40	37	42	52	59	36	35	44	49	55	63	65	67	73	71	57	60	71	32
If other do less, [country] should do more	56	55	57	54	47	51	74	62	57	44	64	53	58	76	74	69	75	82	80	78	79	60
Global carbon budget (+2°C) divided in tradable country shares	62	57	64	NA	NA	52	69	50	59	71	71	66	NA	74	69	78	78	77	76	71	68	76
Emission share should be in proportion to population*	63	62	59	55	71	55	68	53	65	66	66	62	67	72	65	76	75	73	71	75	71	63
Emission share should be in proportion to current emissions	35	35	35	NA	NA	29	33	39	37	42	35	30	NA	50	41	65	60	62	40	38	55	31
Countries that have emitted more since 1990 should receive a lower share*	44	42	45	28	54	45	51	42	44	48	48	42	41	58	56	65	67	63	47	53	58	52
Countries that will be hurt more by CC should receive a higher share*	44	42	39	41	51	37	42	51	53	43	48	38	41	63	58	74	72	70	54	61	60	47
Global democratic assembly on climate change	57	52	54	51	55	56	68	61	63	57	68	53	48	75	64	86	77	78	76	70	72	73
Global tax on GHG financing a global basic income	34	29	32	41	34	36	34	32	31	33	42	29	34	61	54	74	72	70	68	40	44	62
Global tax on millionaires to finance low-income countries	64	58	67	55	65	65	72	64	62	65	75	65	53	78	73	86	80	83	78	71	73	83

Synthèse : Pourcentage de réponses positive (e.g. *Plutôt/Très favorable*) parmi les non *indifférents*. [▶ Go back](#)

	High-income	Australia	Canada	Denmark*	France*	Germany	Italy	Japan	Poland	South Korea	Spain	United Kingdom	United States*	Middle-income	Brazil	China	India	Indonesia	Mexico	South Africa	Turkey	Ukraine
Level of climate policies needed: global	85	78	87	81	85	88	92	94	88	86	88	88	70	85	88	87	78	86	88	90	82	76
Level of climate policies needed: federal/continental	46	67	58	48	37	48	30	NA	40	NA	40	47	52	48	48	61	67	50	41	42	41	24
Level of climate policies needed: state/national	44	54	50	45	27	45	28	50	38	65	34	53	41	42	36	32	59	35	26	53	58	35
Level of climate policies needed: local	36	48	45	33	26	37	24	35	37	41	30	43	35	35	35	29	50	24	28	42	41	27
If other do more, [country] should do more	88	84	91	87	88	82	91	92	82	90	89	90	87	91	89	95	86	94	92	89	93	80
If other do less, [country] should do more	88	82	86	91	87	82	95	91	89	90	91	85	86	93	93	93	89	96	97	93	92	87
Global carbon budget (+2°C) divided in tradable country shares	84	79	85	NA	NA	74	89	82	81	92	85	90	NA	90	82	95	89	95	92	90	88	88
Emission share should be in proportion to population*	88	87	87	90	90	85	91	84	89	91	89	88	87	91	84	96	91	94	92	93	90	85
Emission share should be in proportion to current emissions	54	55	53	NA	NA	47	46	63	57	68	49	48	NA	69	53	86	77	88	56	55	77	46
Countries that have emitted more since 1990 should receive a lower share*	72	69	73	57	80	76	80	69	71	75	74	72	68	82	79	92	86	91	75	73	81	74
Countries that will be hurt more by CC should receive a higher share*	71	71	68	62	74	67	71	84	80	72	75	68	59	84	78	95	90	91	77	81	83	69
Global democratic assembly on climate change	81	74	80	77	82	76	90	88	85	85	88	77	71	91	84	97	88	96	94	89	87	93
Global tax on GHG financing a global basic income	49	41	44	57	51	52	55	53	47	53	50	40	49	79	76	92	88	91	83	54	60	77
Global tax on millionaires to finance low-income countries	82	74	84	72	86	83	90	88	80	89	86	85	73	92	86	98	92	97	93	89	87	94



# Principales des attitudes sur les politiques mondiales

Pourcentage de réponses positive (e.g. Plutôt/Très favorable). [▶ Go back](#)

	High-income	Australia	Canada	Denmark*	France*	Germany	Italy	Japan	Poland	South Korea	Spain	United Kingdom	United States*	Middle-income	Brazil	China	India	Indonesia	Mexico	South Africa	Turkey	Ukraine
Level of climate policies needed: global	85	78	87	81	85	88	92	94	88	86	88	88	70	85	88	87	78	86	88	90	82	76
Global carbon budget (+2°C) divided in tradable country shares	62	57	64	NA	NA	52	69	50	59	71	71	66	NA	74	69	78	78	77	76	71	68	76
Emission share should be in proportion to population*	63	62	59	55	71	55	68	53	65	66	66	62	67	72	65	76	75	73	71	75	71	63
Global democratic assembly on climate change	57	52	54	51	55	56	68	61	63	57	68	53	48	75	64	86	77	78	76	70	72	73
Global tax on millionaires to finance low-income countries	64	58	67	55	65	65	72	64	62	65	75	65	53	78	73	86	80	83	78	71	73	83

# Principales attitudes sur les politiques mondiales

Pourcentage de réponses positive (e.g. *Plutôt/Très favorable*) parmi les non *indifférents*. [▶ Go back](#)

	High-income	Australia	Canada	Denmark*	France*	Germany	Italy	Japan	Poland	South Korea	Spain	United Kingdom	United States*	Middle-income	Brazil	China	India	Indonesia	Mexico	South Africa	Turkey	Ukraine
Level of climate policies needed: global	85	78	87	81	85	88	92	94	88	86	88	88	70	85	88	87	78	86	88	90	82	76
Global carbon budget (+2°C) divided in tradable country shares	84	79	85	NA	NA	74	89	82	81	92	85	90	NA	90	82	95	89	95	92	90	88	88
Emission share should be in proportion to population*	88	87	87	90	90	85	91	84	89	91	89	88	87	91	84	96	91	94	92	93	90	85
Global democratic assembly on climate change	81	74	80	77	82	76	90	88	85	85	88	77	71	91	84	97	88	96	94	89	87	93
Global tax on millionaires to finance low-income countries	82	74	84	72	86	83	90	88	80	89	86	85	73	92	86	98	92	97	93	89	87	94

# Principales attitudes sur les politiques mondiales

Moyennes des réponses, recodées en  $[-2; +2]$ . [► Go back](#)

	High-income	Australia	Canada	Denmark*	France*	Germany	Italy	Japan	Poland	South Korea	Spain	United Kingdom	United States*	Middle-income	Brazil	China	India	Indonesia	Mexico	South Africa	Turkey	Ukraine
Level of climate policies needed: global	0.9	0.8	0.9	0.8	0.9	0.9	0.9	0.9	0.9	0.9	0.9	0.7	0.8	0.9	0.9	0.8	0.9	0.9	0.9	0.8	0.8	0.8
Global carbon budget (+2°C) divided in tradable country shares	0.7	0.6	0.7	NA	NA	0.4	0.8	0.5	0.6	0.8	0.8	0.8	NA	1	0.9	1	1.1	1.2	1	1	0.9	0.9
Emission share should be in proportion to population*	0.7	0.7	0.6	0.7	1	0.6	0.8	0.5	0.7	0.7	0.7	0.8	1	0.7	0.9	1.1	1.1	0.9	1	1	1	0.7
Global democratic assembly on climate change	0.6	0.4	0.5	0.4	0.5	0.5	0.8	0.7	0.7	0.6	0.9	0.5	0.3	1	0.8	1.1	1	1.2	1	0.9	1	0.9
Global tax on millionaires to finance low-income countries	0.8	0.5	0.9	0.5	0.9	0.8	1	0.8	0.6	0.8	1	0.8	0.5	1.1	1	1.2	1.2	1.4	1.1	1	1.1	1.2