

# Cross-border financial linkages: Identifying and measuring vulnerabilities<sup>1</sup>

**Philip R. Lane**

Trinity College Dublin and CEPR

## I. Introduction

There are two main approaches to measuring cross-border financial linkages: (i) price-based measures; and (ii) volume-based measures. The price-based approach examines correlations in asset prices and returns across countries, with cross-border financial linkages captured by the importance of international, regional and global factors in determining financial returns. Importantly, the price-based approach is silent on the extent of international financial flows required to generate co-movements in asset prices. Moreover, if investors face similar environments, high correlations can occur even if there is no actual cross-border financial trade through similar shifts in sentiment across countries.

This paper focuses on volume-based measures, derived from the observed data on international financial flows and international investment positions. International financial flows may affect domestic macroeconomic and financial variables through a variety of mechanisms, in addition to any impact through asset prices. For instance, cross-border financial holdings provide an important 'balance sheet' transmission mechanism by which international shocks affect the value of financial assets and financial liabilities, while also proxying for vulnerability to shifts in the funding and liquidity environments in overseas financial markets.

Within this general category, there are myriad relevant international financial linkages. Cross-border bank-related debt flows have received a lot of attention during the international financial

crisis.<sup>2</sup> Domestic and multinational banks are major intermediaries of international debt flows, while financial-sector FDI has been an important source of equity funding for banking systems in many countries.<sup>3</sup>

However, other sectors and other types of flows also play important roles. In relation to governments, international markets are a source of foreign funding for sovereign debt, while official reserves and the foreign portfolios of sovereign wealth funds are a significant proportion of aggregate foreign assets for many emerging and developing economies. For domestic corporates, international non-bank sources of debt financing (bond markets, alternative loan providers) provide an alternative to bank-based debt, while foreign portfolio investors and foreign direct investors are sources of equity funding. *A fortiori*, multinational corporates can draw on multiple financial systems in optimising its capital structure and treasury operations. Finally, households may hold foreign deposits, foreign portfolios and foreign real estate investments and obtain foreign debt funding.

International financial integration promises significant benefits. The funding of current account imbalances by net international financial flows can support welfare-enhancing consumption smoothing and efficient international capital allocation. In addition, gross international financial flows provide an important mechanism by which international risk diversification can be implemented, while also enabling more intense competition in the provision of financial services.

However, international financial integration also can prove costly. It may amplify domestic distortions if poor local corporate governance and inadequate financial regulation permit risk-taking

<sup>1</sup> Prepared for the 2014 IMF Statistical Forum. I am grateful to my discussants Linda Goldberg, Francis Gross and Augusto de la Torre for helpful feedback, in addition to assistance from the staff of the IMF Statistics Department; suggestions from Robert Heath and Patrick McGuire have also improved the paper. I thank Caroline Mehigan and Rogelio Mercado for excellent research assistance. I also thank the Institute for New Economic Thinking for research support. Email: [plane@tcd.ie](mailto:plane@tcd.ie).

<sup>2</sup> See Committee on International Economic Policy and Reform (2012) for a comprehensive treatment of cross-border banking. See also Hills and Hoggartj (2013).

<sup>3</sup> See McCauley et al (2010), Cetorelli and Goldberg (2011, 2012a, 2012b) and Claessens and Van Horen (2014a, 2014b).

entrepreneurs and aggressive domestic banks to expand more rapidly by taking on international leverage. Similarly, access to international financial markets may facilitate excessive borrowing by governments suffering from 'debt bias'. Through such non-optimal behaviour, consumption volatility might increase and the efficiency of international capital allocation decrease, in contrast to textbook predictions.

Even without such distortions, international financial integration also presents new types of financial risks. External financial shocks might trigger a reversal in the scale and direction of international financial flows, while shifts in international asset prices and exchange rates can generate sizeable valuation effects on the holdings of foreign assets and foreign liabilities. Moreover, the macro-financial impact of domestic shocks may be amplified by the pro-cyclical response of international financial flows.

In relation to sudden stops in international financial flows, a rapid narrowing of a current account deficit is typically costly in terms of the adverse impact on output.<sup>4</sup> In relation to the most recent sudden stop episode triggered by the 2008-09 global financial crisis, Lane and Milesi-Ferretti (2012, 2014) document a very strong correlation between the scale of current account adjustment since 2008 and the scale of output recessions, reaffirming that 'expenditure reduction' tends to dominate 'expenditure switching' in such episodes. Even for countries with a zero or positive current account balance, a sudden stop in international financial flows can disrupt the rolling over of external debt obligations. Corroborating evidence is provided by Catao and Milesi-Ferretti (2014), who show that that the stock of net external debt is a robust predictor of external crises, even controlling for the current account balance.

In addition to the risks associated with non-zero net positions (flows and stocks), financial shocks can also operate through gross foreign asset and foreign liability positions. On the asset side, adverse movements in foreign asset prices and exchange rates may generate valuation losses for domestic investors, with these negative wealth effects in turn affecting domestic macro-financial variables.<sup>5</sup> This is especially problematic if there is a high correlation between domestic and foreign asset values, such that foreign losses are incurred

at the same as a downturn is taking place in the domestic financial system.

On the liability side, exchange rate depreciation raises the real burden of foreign-currency debt, while external borrowing can amplify the leverage cycle by permitting a faster expansion in debt but also raising the risk of forced deleveraging if there is a shock to the sources of foreign debt funding. Fluctuations in foreign equity funding can also be disruptive, both directly (through associated declines in domestic equity values) but also in terms of increasing the risk profile of the international balance sheet, if foreign equity funding is replaced by foreign debt funding.

In addition to increasing exposure to external financial shocks, international financial integration can also amplify the impact of domestic shocks. Foreign debt inflows can amplify a domestic credit boom; in turn, the international flight of deposit and wholesale funding (by both foreign and domestic investors) can trigger and/or exacerbate a domestic banking crisis.<sup>6</sup> Similarly, all else equal, a sovereign debt crisis is more likely if investors opt to exit the sovereign debt market for a troubled government in favour of alternative investments elsewhere.<sup>7</sup>

## II. THE DYNAMICS OF FINANCIAL GLOBALISATION

Based on international investment position data and the methods described in Lane and Milesi-Ferretti (2007), Figure 1 shows the rapid expansion in cross-border financial positions since the mid-1990s. At a global level, the stocks of foreign assets and foreign liabilities have increased from about 75-77% of world GDP in 1995 to about 165-168% of world GDP in 2012. Figure 2 provides one indicator of the imperfect measurement of cross-border positions: there is a persistent global gap between measured foreign assets and measured foreign liabilities, with the gap corresponding to 3.7% of world GDP in 2012.

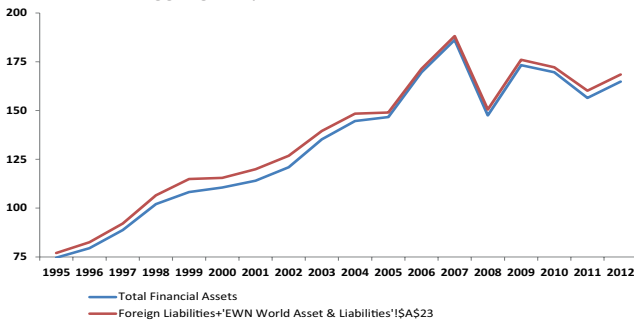
<sup>4</sup> See, amongst many others, Obstfeld and Rogoff (2007), Blanchard et al (2010) and Mendoza (2010). Even if a sudden stop is not experienced, excessive current account imbalances may also be sub-optimal in terms of the implications for long-term growth performance (Blanchard 2007, Lane 2013).

<sup>5</sup> Broadbent (2012) shows that the non-UK balance sheet was the source of most of the losses of the major UK banks during the global financial crises. Losses on foreign assets also played an important role in the banking crises in Iceland and Ireland.

<sup>6</sup> See Borio et al (2011), Calderon and Kubota (2012), Bruno and Shin (2014), Carvalho (2014) and Lane and McQuade (2014) on the relation between international financial flows and domestic credit.

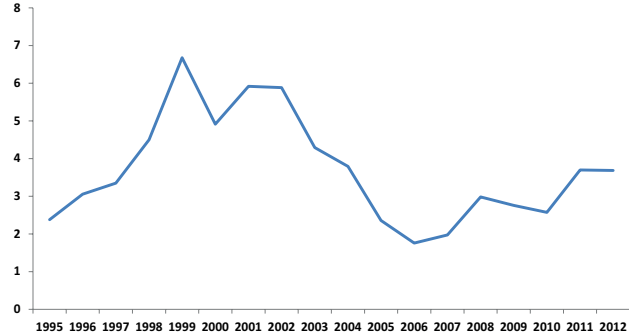
<sup>7</sup> Conversely, financial repression measures to limit the ability of domestic investors to exit the sovereign debt market have been widely-used in the stabilisation of sovereign debt markets (Reinhart and Sbrancia 2014).

Figure 1. Foreign Assets and Foreign Liabilities (World Aggregates)



Source: External Wealth of Nations.

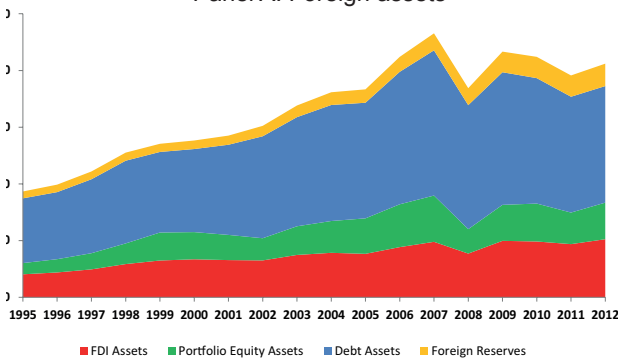
Figure 2. Global Discrepancy (% of World GDP)



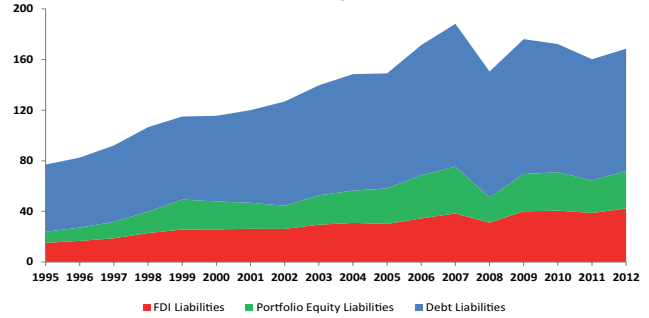
Note: Global sum of foreign liabilities minus global sum of foreign assets, % of world GDP. Calculated from updated version of External Wealth of Nations data, as described in Lane and Milesi-Ferretti (2007).

The composition of international balance sheets is shown in Figure 3. While debt instruments account for the majority of cross-border positions, the share of debt in total foreign liabilities has declined from 69% in 1995 to 57% in 2012. Within the equity category, the split between portfolio equity and FDI fluctuates over time, with the portfolio equity share in total foreign equity liabilities at 41% in 2012.<sup>8</sup>

Figure 3. Composition of international balance sheets  
Panel A. Foreign assets



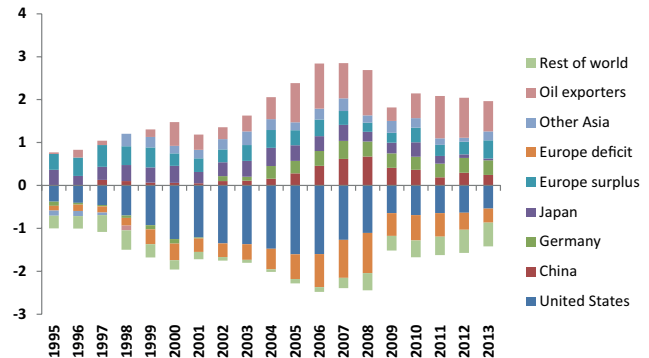
Panel B. Foreign Liabilities



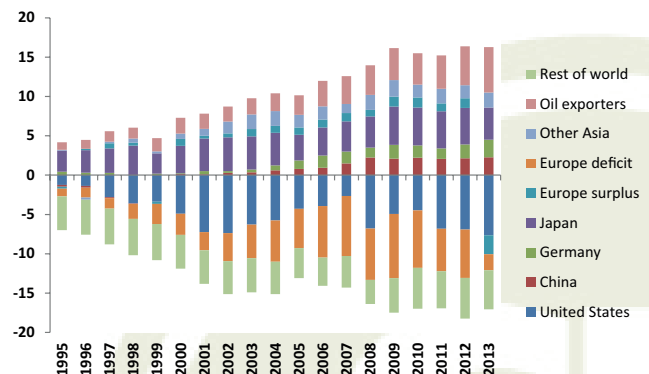
Note: Calculated from updated version of External Wealth of Nations data, as described in Lane and Milesi-Ferretti (2007).

From a macroeconomic perspective, net external imbalances represent a significant type of external financial risk for both debtor and creditor economies.<sup>9</sup> Figure 4 shows the global distribution of current account imbalances and net international investment positions. While there has been some narrowing of current account imbalances since 2008, the dispersion in net international investment positions remains high relative to historical levels.

Figure 4. Global imbalances: Current accounts and net international investment positions (% of world GDP)  
Panel A. Current Accounts



Panel B. Net International Investment Positions



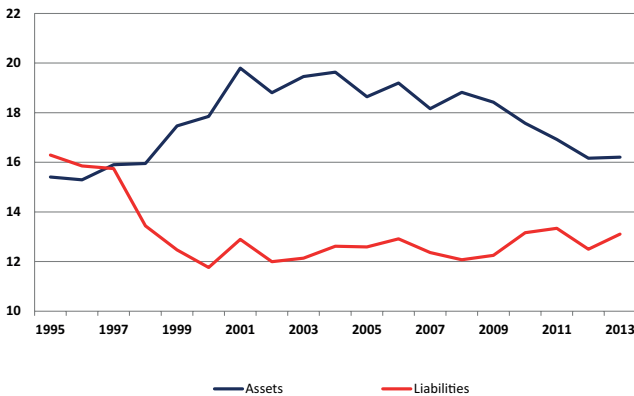
Note: Drawn from IMF's World Economic Outlook (October 2014).

<sup>8</sup> Since most countries still primarily measure FDI at book value, variation in the ratio of market values to book values accounts for much of the fluctuations in FDI values relative to portfolio equity values. FDI is relatively important for emerging and developing countries.

<sup>9</sup> See Lane and Milesi-Ferretti (2012, 2014) and International Monetary Fund (2014a).

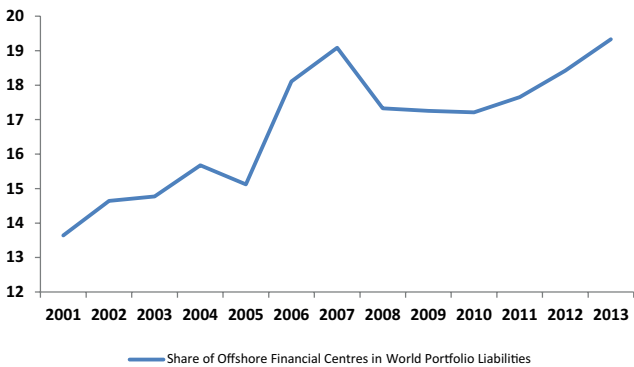
Figures 5-7 show the importance of offshore financial centres in cross-border financial positions.<sup>10</sup> Figure 5 shows the share of offshore centres in the cross-border positions of BIS reporting banks; Figure 6 shows the share of offshore centres in global cross-border portfolios; and Figure 7 shows the share in global foreign direct investment positions. Since offshore centres are predominantly intermediaries, the large share of cross-border positions that are attributed to this group makes it more difficult to uncover the underlying linkages between ultimate beneficial owners and ultimate destinations (including the original source countries due to roundtripping practices).

Figure 5. Share of offshore centres in cross-border bank positions



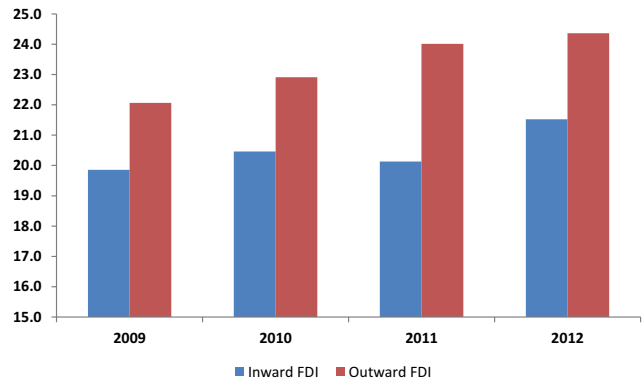
Note: Calculated based on BIS data. Offshore aggregate follows BIS definition of offshore centres.

Figure 6. Share of offshore centres in cross-border portfolio holdings



Note: Calculated Based on Coordinated Portfolio Investment Survey data. List of offshores based on IMF-OECD lists.

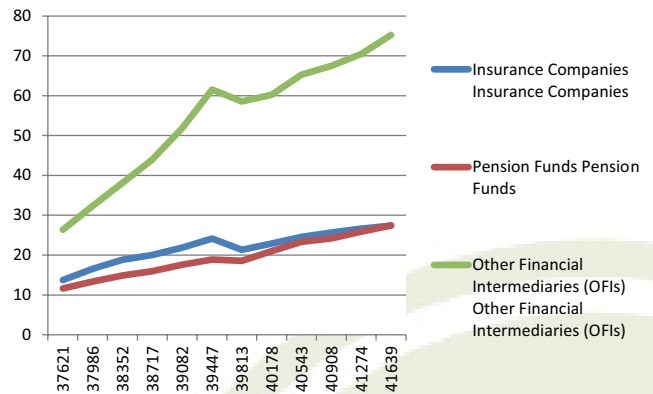
Figure 7. Share of offshore centres in FDI positions



Note: Calculated based on Coordinated Direct Investment Survey data. List of offshores based on IMF-OECD lists.

In understanding the cross-border linkages across financial systems, it is important to appreciate the growth in the non-bank financial sector in recent years.<sup>11</sup> Based on a sample of major economies, Figure 8 shows the expansion in the scale of financial assets held by 'other financial intermediaries', insurance companies and pension funds. In related fashion, Figure 9 shows that the domestic banking system has declined in relative importance as a source of credit for the non-financial private sector, with cross-border bank credit and bond issuance accounting for an increasing proportion of total credit. Finally, Figure 10 highlights the financial interconnections between banks and 'other financial intermediaries', such that intermediation chains between these two sectors form an important part of the overall credit process.

Figure 8. Scale of non-bank financial sector

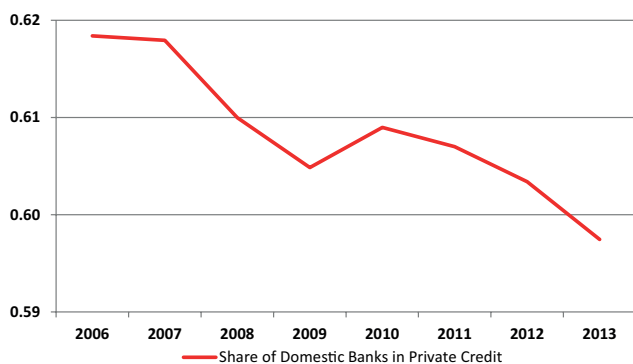


Note: Trillions of US dollars. Based on Financial Stability Board "Monitoring the Shadow Banking System" dataset.

<sup>10</sup> See Lane and Milesi-Ferretti (2011) on the role of small international financial centres. Feletigh and Monti (2008) provide an illuminating account of the ultimate geographical distribution of assets held by mutual funds in Ireland and Luxembourg.

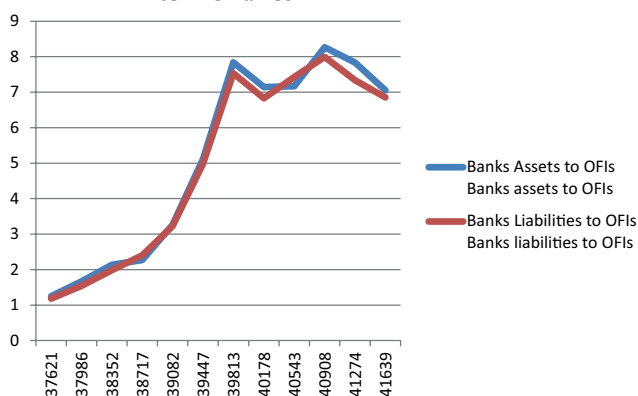
<sup>11</sup> See International Monetary Fund (2014b, 2014c) and Financial Stability Board (2014) for overviews of the non-bank financial sector.

Figure 9. Proportion of total private credit provided by domestic banks



Note: Based on BIS "Credit to Private Sector" database. Total private credit is sum of credit from domestic banking system, cross-border bank credit and bond issuance.

Figure 10. Linkages between banks and other financial intermediaries



Note: Trillions of US dollars. Based on Financial Stability Board "Monitoring the Shadow Banking System" dataset.

In summary, the current datasets on cross-border financial positions succeed in demonstrating the scale and growth of financial globalisation. In terms of patterns, it is evident that international financial linkages are formed through a variety of instruments (bank debt, portfolio debt, portfolio equity, FDI) and a range of sectors (banks, non-bank financial entities, non-financial corporates, households and governments). For some analytical purposes, the large net external imbalances evident in the data are sufficient to guide macro-financial risk surveillance. However, the risks embedded in the large gross cross-border positions cannot be adequately analysed at the level of aggregation shown in the current datasets. In the next section, we turn to some innovations that can improve our understanding of cross-border financial risks.

### III. MEASUREMENT AND INTERPRETATION ISSUES

Despite the vast expansion in the availability of international financial data over the last 10-20 years, the existing data sets remain inadequate for the interpretation and analysis of cross-border financial

linkages.<sup>12</sup> Currently, international investment position datasets focus on the measurement of foreign assets and liabilities on a category-by-category basis (portfolio debt, other debt, portfolio equity, foreign direct investment, official reserves). Only a limited number of countries report the sectoral identities of international investors (banks, other financial corporations, non-financial corporates, households and governments). Even in those cases, the sectoral identities of the cross-border counterparts are typically not reported, while information on the domestic financial positions of international investors is also necessary in order to obtain a full picture of the matrix of financial linkages.<sup>13</sup>

To some extent, the existing cross-border datasets can be combined with domestic sectoral financial data in order to infer the financial linkages between sector in country A and sector in country B. For instance, Errico et al (2014a) outline the scope for a limited global flow of funds analysis through combining international investment position data, data from the Coordinated Portfolio Investment Survey (CPIS), the Coordinated Direct Investment Survey (CDIS), the BIS International Banking Statistics (IBS) together with domestic financial data from the IMF's Standardized Report Forms (SRFs) provided by national central banks and Government Financial Statistics (GFS).<sup>14</sup>

Errico et al (2014b) provide an application of global flow of funds analysis that provides insights into the roles of European counterparties in the growth of the US shadow banking system. Still, it is also evident from these contributions that considerable data gaps and limits to data sharing mean that the full exploitation of currently-available data is restricted. Moreover, to take account of multi-country entities (international banks, multinational corporations), this residence-based approach has to be supplemented with complementary data on consolidated positions.

In related manner, the currently-available official data on the currency composition of cross-border

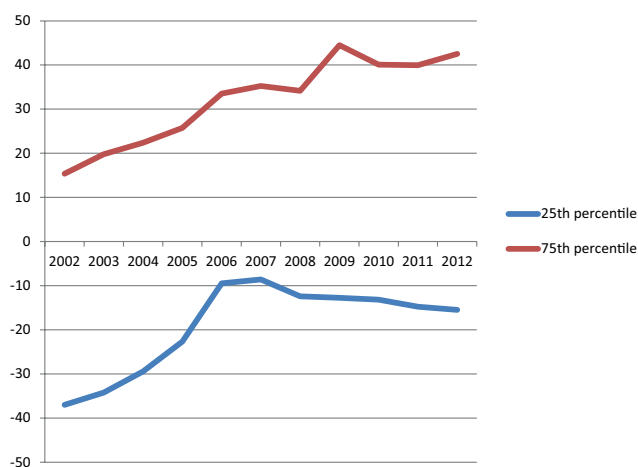
12 See also the analysis provided by Cerutti et al (2012). These authors further emphasise that it is necessary to also have more granular bank-level data if global systemic risk is to be properly tracked, given the heterogeneity across banks within the national systems that are tracked in country-level data.

13 An encouraging sign is that a number of countries now provide helpful extra detail in relation to cross-border portfolio holdings as reported in the Coordinated Portfolio Investment Survey (CPIS). These include the currency composition of international debt holdings, the sectoral identity of investors and the sectoral identity of bond issuers. In some cases, a cross-sectoral mapping is possible (from the sectoral identity of investors to the sectoral identity of bond issuers).

14 In addition, data on reserve assets can be obtained from the Currency Composition of Official Foreign Exchange Reserves (COFER) dataset and the Survey of Securities Held as Foreign Exchange Reserves (SEFER).

positions is quite sparse. Using indirect methods and considerable guesswork, Lane and Shambaugh (2010) and Benetrix et al (2014) show that gross and net foreign currency positions are quite considerable and can account for substantial currency-induced fluctuations in the value of foreign assets and foreign liabilities. For instance, Figure 11 shows the evolution of the cross-country distribution of net foreign currency positions (relative to GDP) over 2002-2012. However, such estimates are a poor substitute for the official collection of the currency composition of foreign assets and foreign liabilities, cross-indexed by sector and instrument.

Figure 11. Distribution of net foreign currency positions, 2002-2012

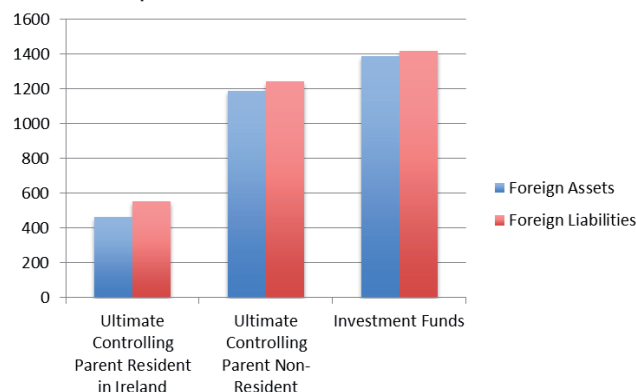


Note: Adapted from Benetrix et al (2014). NETFX is ratio of net foreign-currency assets to GDP.

Finally, within sectors, it is also important to differentiate between domestic and foreign-owned entities since the nationality of ownership is essential in understanding the distribution of ultimate risk exposures.<sup>15</sup> The importance of foreign-owned entities in the acquisition of foreign assets and issuance of foreign liabilities means that it is essential to differentiate between domestically-controlled and foreign-controlled firms in both the financial and non-financial sectors. While its status as an international financial centre means that it is not representative of the typical economy, Figure 12 highlights the importance of this distinction for Ireland: domestic 'ultimate controlling parents' account for only 15% of foreign assets and 17% of foreign liabilities.

15 For instance, losses on foreign loans issued in country A by a foreign-owned bank that is owned by a parent in country B would ultimately show up (depending on the accounting treatment) as a decline in FDI income earned by country B in country A or a writedown in the value of the FDI assets held by country B in country A. See also Cecchetti et al (2010) on the importance of adding the ownership dimension to locational datasets, such as the flow of funds and the balance of payments.

Figure 12. The Irish international investment position: resident and non-resident ultimate controlling parents



Note: Q1 2014 values. Based on data from Central Statistics Office (Ireland).

In relation to cross-border banking, recent moves to improve the international banking statistics collected by the BIS are welcome (Committee on Global Financial System 2012). Stage I of this process does not require additional data collection from the reporting banks but involves an expansion in the data categories assembled by the national central banks from the underlying data. These include the presentation of full balance sheets for banking systems, so that the international banking data can be integrated with domestic banking positions. In addition, the reporting of the geographical composition of the 'locational by nationality' data enables a new perspective on consolidated banking data, since it provides details on the office-by-office exposures on both the liability and asset sides.<sup>16</sup> The Stage I process also includes a more extensive currency breakdown of banking positions.<sup>17</sup>

Stage II of this process requires the collection of new data from reporters. First, Stage II aims to improve measurement of country credit risk by providing a more detailed counterparty sectoral breakdown in the consolidated banking statistics, with the additional inclusion of consistent measures of bank equity and the total balance sheet. Second, the 'locational by residence' data will decompose the banking system between domestic banks, foreign branches and foreign subsidiaries, while the locational data will also show the breakdown of cross-border borrowing by resident banks, non-bank financial institutions and the non-financial private sector.<sup>18</sup> Third, the consolidated data will include a breakdown of liabilities between deposits, debt securities (short-term and long-term), derivatives,

16 Avdjiev and Takats (2014) illustrate the value of the newly-available geographic breakdown of the 'locational by nationality' data by examining the relative contributions of borrower-side and lender-side factors in the slowdown of cross-border bank lending to emerging economies during the taper tantrum.

17 Cecchetti et al (2010) emphasise the importance of information on off balance sheet items (derivative positions) in determining rollover risks from currency swaps.

18 See Hoggarth et al (2013) on the importance of differentiating between foreign branches and affiliates in credit dynamics.

other liabilities and total equity. Finally, Stage II will also seek to fill in data gaps and improve access to the international banking statistics.

As indicated in Section II, the non-bank financial sector has also grown rapidly over the past decade. As highlighted by Shin (2013), non-bank funding sources (and non-bank liability issuers) have played a significant role in the post-crisis growth in cross-border financial flows to emerging economies. Despite its importance, there is no corresponding cross-border dataset for this sector that is comparable to the international banking statistics collected by the BIS. In addition to the direct financial linkages between non-bank financial sector and the non-financial sector, non-bank financial intermediaries are also an important counterparty for the banking sector (as was shown in Figure 10). While the improvements to the BIS banking statistics outlined above may help to capture the linkages between the non-bank financial sector and banks, the linkages between the non-bank financial sector and the non-financial sector fall outside the remit of the BIS.

In relation to the international financial positions of non-financial corporates, it is desirable to gain a better understanding along two dimensions. First, in addition to its domestic funding sources, this sector also obtains direct cross-border credit from foreign banks and through issuing international debt securities, while also raising equity funding from foreign investors. Second, the intra-firm cross-border financial transactions of multinational corporates require special attention. In addition to the internationally-integrated funding of business activities, some multinational corporates may treat treasury operations as a profit centre. For example, Shin and Zhao (2013) highlight the role of such firms as financial intermediaries by simultaneously issuing liabilities in some locations and currencies and acquiring financial assets in other locations and currencies.<sup>19</sup> Clearly, such cross-border speculative activity may pose risks to the stability of some financial systems if such trades go wrong.

In relation to the household sector, the direct cross-border positions of households can include foreign bank deposits and other financial assets, real estate and, on the liability side, foreign loans. The tracking of the foreign financial assets of households is problematic, especially in relation to assets held in offshore centres (Zucman 2013, Johannesen and Zucman 2014). In addition, the ownership of foreign real estate is part of the foreign direct investment category but data collection in this area is quite varied across countries.

<sup>19</sup> There are also examples of non-financial corporates incurring heavy losses through speculative trades in derivative markets.

Finally, the prominence of official reserves and sovereign wealth funds in aggregate foreign assets (especially for emerging and developing economies) means that greater transparency about the asset and currency composition of these holdings would improve overall understanding of the matrix of cross-border positions. On the liability side, more information on the geographical and sectoral identities of foreign investors in sovereign debt markets would help governments in understanding the nature of the investor base in this category.<sup>20</sup>

Furthermore, the quality of the available cross-border data is compromised by imperfect implementation at the national level of the balance of payments manual. One vivid illustration is provided by IMF (2014d), which reports the results of a survey of those countries that showed large discrepancies between home- and host-based estimates of the stocks of direct investment assets and liabilities in the Coordinated Direct Investment Survey (CDIS). Significant deviations from official standards are reported in this survey. These include differences in the valuation methods for listed and unlisted equity, the listing of geographic allocations by ultimate counterpart versus immediate counterpart, limited coverage of special purpose enterprises (SPEs), differences in the application of the directional principle (outward direct investment from country A to country B might be listed by country B as either inward direct investment or negative outward direct investment) and even differences in the definition of country or geographic territory. One implication is that researchers should be wary of interpreting cross-country data without adequate filtering for such implementation problems.

The collection of the extra data required to improve understanding of cross-border financial linkages would be greatly facilitated by the standardisation of financial data. Since 2012, there has been considerable progress in the promotion of legal entity identifier (LEI) codes, with the establishment of the Global LEI Foundation (GLEIF) in June 2014 an important milestone.<sup>21</sup> The widespread adoption of LEI codes will make it easier to identify counterparts in a consistent manner.<sup>22</sup> As described by Gross (2014a), the Global LEI System (GLEIS) will collect two types of data. Level 1 data will identify an entity through a 20-digit code and provide basic information about the legal entity. Level 2 data will represent relationships between

<sup>20</sup> See also Andriksy (2012) and Arslanap and Lam (2012).

<sup>21</sup> See more information on the LEI initiative, see [www.lei.org](http://www.lei.org).

<sup>22</sup> In addition to the benefits for financial statistics that is the focus here, the LEI project would also enable individual firms to improve risk management, while standardisation would also lower barriers to entry in the market for financial services (Ali et al 2012).

entities registered at Level 1 (for example, the relationships among affiliates and a parent firm).<sup>23</sup>

As emphasised by Gross (2014b), the adoption of common definitions for financial instruments would further facilitate the collection of useful data. In turn, the representation of financial instruments in terms of the underlying constituent elements would help to clarify risk exposures and enable greater use of IT in the automatic collection and reporting of financial exposures.<sup>24</sup> Taken together, the adoption of LEI codes and standardised financial product identifier (PI) codes would enable a much richer understanding of the matrix of financial interconnections, both domestically and across borders.

In the meantime, in the absence of greater near-term availability of cross-border data sets, another productive strategy is to pursue internationally-coordinated research strategies that address common questions with common research methods but do not require cross-border data sharing. This is the goal of the recently-formed International Banking Research Network (IBRN) which seeks to exploit the information in national bank-level datasets through coordinated research by national-level research teams.<sup>25</sup> There are currently twenty-six central banks and international institutions participating in the network.<sup>26</sup> As summarised by Buch and Goldberg (2014), the IBRN has already delivered fruitful output from its initial 2013 research project that investigated how funding shocks affecting parent banks are transmitted into foreign countries through their cross-border banking activities.

#### IV. CONCLUSIONS

In recent years, there has been an impressive expansion in the volume of international financial data. We now know much more than was previously possible about the level, composition and geography of cross-border financial positions. In parallel, there has also been a recent expansion in the availability of sectoral financial data in domestic national accounts. In combination, these different datasets can be exploited to advance our understanding of risks and vulnerabilities embedded in cross-border financial positions.

Still, compared to the scale of financial globalisation and the social costs of financial crises, the available data remains remarkably limited and insufficient

for comprehensive risk analysis. Accordingly, the filling of gaps in current datasets and innovations such as the upgrading of the BIS international banking statistics and, importantly, the LEI initiative have the potential to sharply improve the evidence base for analysts and policymakers. To this end, it is important that the current momentum to make progress in these areas is maintained and reinforced.

#### References

- Acharya, Viral V. and Philipp Schnabl (2010), "Do Global Banks Spread Global Imbalances? Asset-Backed Commercial Paper During the Financial Crisis of 2007-09," *IMF Economic Review* 58 (1), 37-73.
- Ali, Robleh D., Andrew Haldane and Paul Nahai-Williamson (2012), "Towards a Common Financial Language," mimeo, Bank of England.
- Andriksy, Jochen R. (2012), "Government Bonds and their Investors," IMF Working Paper No. 12/158.
- Arsanlap, Serkan and Takahiro Tsuda (2012), "Tracking Global Demand for Advanced Economy Sovereign Debt," IMF Working Paper No. 12/284.
- Avdjiev, Stefan and Elod Takats (2014), "Cross-Border Bank Lending During the Taper Tantrum: The Role of Emerging Market Fundamentals," *BIS Quarterly Review* (September), 49-60.
- Benetrix, Agustin S., Philip R. Lane and Jay C. Shambaugh (2014), "International Currency Exposures, Valuation Effects and the Global Financial Crisis," *Journal of International Economics*, forthcoming.
- Blanchard, Olivier (2007), "Current Account Deficits in Rich Countries," IMF Staff Papers 54(2), 191-219.
- Blanchard, Olivier, Mitali Das and Hamid Faruquee (2010), "The Initial Impact of the Crisis on Emerging Market Countries," *Brookings Papers on Economic Activity* (Spring), 263-307.
- Borio, Claudio, Robert McCauley and Patrick McGuire (2011), "Global Credit and Domestic Credit Booms," *BIS Quarterly Review* (September), 43-57.
- Broadbent, Ben (2012), "Deleveraging," mimeo, Bank of England.
- Bruno, Valentina and Hyun Song Shin (2014), "Cross-Border Banking and Global Liquidity," *Review of Economic Studies*, forthcoming.
- Buch, Claudia M. and Linda Goldberg (2014), "International Banking and Liquidity Risk Transmission: Lessons from Across Countries," Federal Reserve Bank of New York Staff Report No. 675.
- Calderon, Cesar and Megumi Kubota (2012), "Gross Inflows Gone Wild: Gross Capital Inflows, Credit Booms and Crises," World Bank Policy Research Working Paper No. 6270.

<sup>23</sup> The complex organisational structures of global banks are described and analysed in Cetorelli and Goldberg (2014).

<sup>24</sup> See also the Project Actus initiative ([www.projectactus.org](http://www.projectactus.org)).

<sup>25</sup> For more details, visit [www.newyorkfed.org/IBRN/index.html](http://www.newyorkfed.org/IBRN/index.html).

<sup>26</sup> The confidential bank-level dataset for the global systemically-important banks (G-SIBs) that is hosted by the International Data Hub at the BIS represents another important use of bank-level data to monitor international financial stability.



- Carvalho, Daniel (2014), "Financial Integration and the Great Leveraging," Banco de Portugal Working Paper No. 2014-07.
- Catao, Luis A.V. and Gian Maria Milesi-Ferretti (2014), "External Liabilities and Crises," *Journal of International Economics* 94(1), 18-32.
- Cecchetti, Stephen G., Ingo Fender and Patrick McGuire (2010), "Toward a Global Risk Map," BIS Working Paper No. 309.
- Cerutti, Eugenio, Stijn Claessens and Patrick McGuire (2012), "Systemic Risks in Global Banking: What Can Available Data Tell Us and What More Data Are Needed?," BIS Working Paper No. 376.
- Cetorelli, Nicola and Linda S. Goldberg (2011), "Global Banks and International Shock Transmission: Evidence from the Crisis," *IMF Economic Review* 59(1), 41-46.
- Cetorelli, Nicola and Linda S. Goldberg (2012a), "Liquidity Management of US Global Banks: International Capital Markets in the Great Recession," *Journal of International Economics* 88(2), 299-311.
- Cetorelli, Nicola and Linda S. Goldberg (2012b), "Banking Globalization and Monetary Transmission," *Journal of Finance* LXZ11(5), 1811-1843.
- Cetorelli, Nicola and Linda S. Goldberg (2014), "Measures of Complexity of Global Banks," *Federal Reserve Bank of New York Economic Policy Review* 20(2).
- Claessens, Stijn and Neeltje Van Horen (2014a), "Foreign Banks: Trend and Impact," *Journal of Money, Credit and Banking* 46(S1), 295-326.
- Claessens, Stijn and Neeltje Van Horen (2014b), "The Impact of the Global Financial Crisis on Banking Globalization," IMF Working Paper No. 14/197.
- Committee on the Global Financial System (2012), "Improving the BIS International Banking Statistics," CGFS Paper No. 47.
- Committee on International Economic Policy and Reform (2012), *Banks and Capital Flows: Policy Challenges and Regulatory Responses*, Brookings Institution.
- Drehmann, Mathias (2013), "Total Credit as an Early Warning Indicator for Systemic Banking Crises," *BIS Quarterly Review* (June), 41-45.
- Errico, Luca, Artak Harutyunyan, Alicia Hierro, Hanan AbuShanab and Goran Amidzic (2014a), "Global Flow of Funds: Mapping Bilateral Geographic Flows," mimeo, IMF Statistics Department.
- Errico, Luca, Richard Walton, Yevgeniya Korniyenko, Goran Amidzic, Hanan AbuShanab and Hyun Song Shin (2014b), "Mapping the Shadow Banking System Through a Global Flow of Funds Analysis," IMF Working Paper No. 14/10.
- Feletigh, Alberto and Paola Monti (2008), "How to Interpret the CPIS Data on the Distribution of Foreign Portfolio Assets in the Presence of Sizeable Cross-Border Positions in Mutual Funds: Evidence for Italy and the Main Euro Area Countries," Banca d'Italia Occasional Paper No. 16.
- Financial Stability Board (2014), *Global Shadow Banking Monitoring Report 2014*.
- Forbes, Kristin and Francis E. Warnock (2012), "Capital Flow Waves: Surges, Stops, Flight and Retrenchment," *Journal of International Economics* 88(2), 235-251.
- Frankel, Jeffrey A. and George Saravelos (2012), "Can Leading Indicators Assess Country Vulnerability? Evidence from the 2008-09 Global Financial Crisis," *Journal of International Economics* 87(2), 216-231.
- Goldberg, Linda (2009), "Understanding Banking Sector Globalization," IMF Staff Papers 56, 171-197.
- Gourinchas, Pierre-Olivier and Maurice Obstfeld (2012), "Stories of the Twentieth Century for the Twenty-First," *American Economic Journal: Macroeconomics* 4(1), 226-265.
- Gourinchas, Pierre-Olivier, Helene Rey and Kai Truempler (2012), "The Financial Crisis and The Geography of Wealth Transfers," *Journal of International Economics* 88(2), 266-285.
- Gross, Francis (2014a), "Legal Entity Identifier – Review of Progress and Outlook," 24th Meeting of the Wiesbaden Group on Business Registers – International Roundtable on Business Survey Frames.
- Gross, Francis (2014b), "Setting the Standard in a Complex World," Institute of Financial Services.
- Hills, Bob and Glenn Hoggarth (2013) "Cross-Border Bank Credit and Global Financial Stability," *Bank of England Quarterly Bulletin* 2013. Q2, 126-136.
- Hoggarth, Glenn, John Hooley and Yevgeniya Korniyenko (2013), "Which Way Do Foreign Branches Sway? Evidence from the Recent UK Domestic Credit Cycle," Bank of England Financial Stability Paper No. 22.
- International Monetary Fund (2013), "External Balance Assessment (EBA) Methodology: Technical Background," mimeo, IMF Research Department.
- International Monetary Fund (2014a), "Are Global Imbalances At a Turning Point?," *World Economic Outlook* (October), 115-154.
- International Monetary Fund (2014b), "How Do Changes in the Investor Base and Financial Deepening Affect Emerging Market Economies?," *Global Financial Stability Report* (April), 67-99.
- International Monetary Fund (2014c), "Shadow Banking Around the Globe: How Large, and How Risky?," *Global Financial Stability Report* (October), 65-104.
- International Monetary Fund (2014d), "Coordinated Direct Investment Survey (CDIS): Project on Bilateral Asymmetries," mimeo, International Monetary Fund.

- Johannesen, Niels and Gabriel Zucman (2014), "The End of Bank Secrecy? An Evaluation of the G20 Tax Haven Crackdown," *American Economic Journal: Economic Policy* 6(1), 65-91.
- Kim, Kyunghun and Srobona Mitra (2014), "Real and Financial Vulnerabilities from Cross-Border Banking Linkages," IMF Working Paper No. 14/136.
- Lane, Philip R. (2014), "International Financial Flows and the Irish Crisis," CESifo Forum 2/2014, 14-19.
- Lane, Philip R. and Peter McQuade (2014), "Domestic Credit Growth and International Capital Flows," *Scandinavian Journal of Economics* 116(1), 218-252.
- Lane, Philip R. and Gian Maria Milesi-Ferretti (2007), "The External Wealth of Nations Mark II," *Journal of International Economics* 73, 223-250.
- Lane, Philip R. and Gian Maria Milesi-Ferretti (2011), "Cross-Border Investment in Small International Financial Centers" *International Finance* 14(2), 301-330.
- Lane, Philip R. and Gian Maria Milesi-Ferretti (2012), "External Imbalances and the Global Crisis," *Journal of International Economics* 88 (2), 252-265.
- Lane, Philip R. and Gian Maria Milesi-Ferretti (2014), "Global Imbalances and External Adjustment After the Crisis," IMF Working Paper No. 14-151.
- Lane, Philip R. and Jay C. Shambaugh (2010), "Financial Exchange Rates and International Currency Exposures," *American Economic Review* 100(1), 518--540.
- McCauley, Robert, Patrick McGuire and Goetz Von Peter (2010), "The Architecture of Global Banking: From International to Multinational?," *BIS Quarterly Review* (March), 25-37.
- Mendoza, Enrique (2010), "Sudden Stops, Financial Crises and Leverage," *American Economic Review* 100(5), 1941-1966.
- Reinhart, Carmen and M. Belen Sbrancia (2014), "The Liquidation of Government Debt," *Economic Policy*, forthcoming.
- Rey, Helene (2013), "Dilemma not Trilemma: The Global Financial Cycle and Monetary Policy Independence," mimeo, London Business School.
- Rose, Andrew and Mark Spiegel (2010a), "The Causes and Consequences of the 2008 Crisis: Early Warning," *Global Journal of Economics* 1 (1).
- Rose, Andrew and Mark Spiegel (2010b), "The Causes and Consequences of the 2008 Crisis: International Linkages and American Exposure," *Pacific Economic Review* 15 (3), 340-63.
- Shin, Hyun Song (2013), "The Second Phase of Global Liquidity and Its Impact on Emerging Economies," mimeo, Princeton University.
- Shin, Hyun Song and Laura Yi Zhao (2013), "Firms as Surrogate Intermediaries: Evidence from Emerging Economies," mimeo, Princeton University.
- Zucman, Gabriel (2013), "The Missing Wealth of Nations: Are Europe and the US Net Debtors or Net Creditors?," *Quarterly Journal of Economics* 128(3), 1321-1364.

**Philip R. Lane** is Whately Professor of Political Economy at Trinity College Dublin. He is also a CEPR Research Fellow, a managing editor of *Economic Policy* and a member of the Royal Irish Academy. He holds a PhD from Harvard University and was previously Assistant Professor of Economics and International Affairs at Columbia University. His research interests include financial globalisation, macroeconomic policy and European monetary integration. He was the inaugural winner of the German Bernacer Prize in 2001 and was a co-recipient of the Bhagwati Prize from the *Journal of International Economics* in 2010. He has consulted for a wide range of international organisations and national central banks and finance ministries. He is the founder of *The Irish Economy* blog.

The **Centre for Economic Policy Research**, founded in 1983, is a network of over 800 researchers based mainly in universities throughout Europe, who collaborate through the Centre in research and its dissemination. The Centre's goal is to promote research excellence and policy relevance in European economics. Because it draws on such a large network of researchers, CEPR is able to produce a wide range of research which not only addresses key policy issues, but also reflects a broad spectrum of individual viewpoints and perspectives. CEPR has made key contributions to a wide range of European and global policy issues for almost three decades. CEPR research may include views on policy, but the Executive Committee of the Centre does not give prior review to its publications, and the Centre takes no institutional policy positions. The opinions expressed in this paper are those of the author and not necessarily those of the Centre for Economic Policy Research.